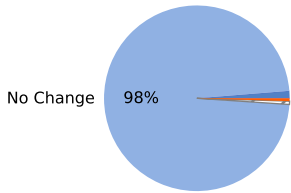


# Places Vintage Comparison by Place Type (v2.1)

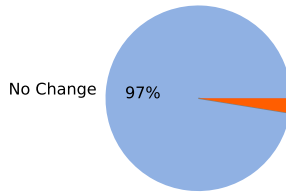
Summary of Visit Changes for Place by Max Absolute Percentage

Current Version: 20231029\_035056 from Previous Version: 20231021\_104325

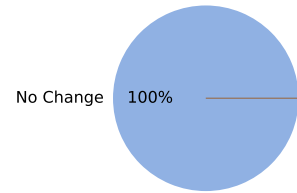
Academic Building  
(n=1,402)



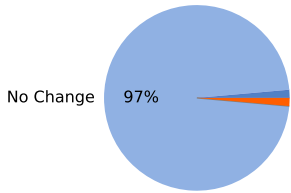
Airport Concourse  
(n=235)



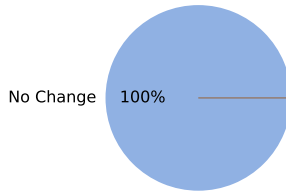
Airport Gate  
(n=2)



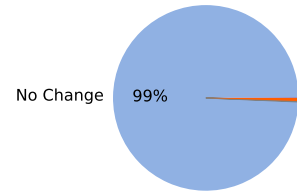
Airport Terminal  
(n=142)



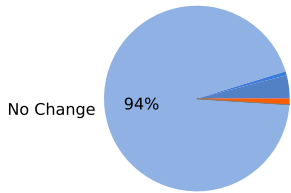
Amusement Park  
(n=57)



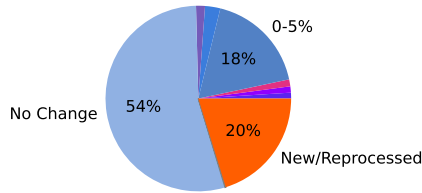
Auto Dealership  
(n=25,783)



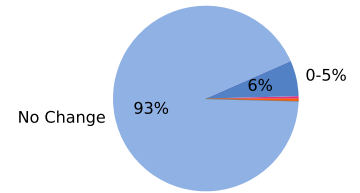
Bank  
(n=3,559)



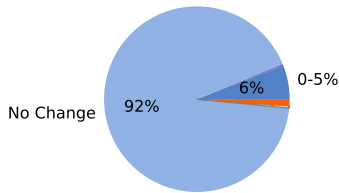
Bar  
(n=29,305)



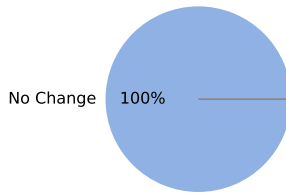
Bus Garage Routes  
(n=242)



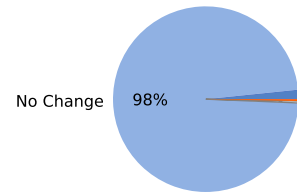
Business  
(n=6,873)



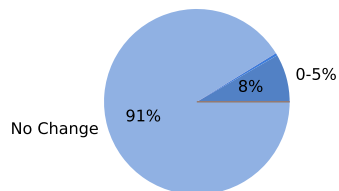
Car Wash Facility  
(n=44)



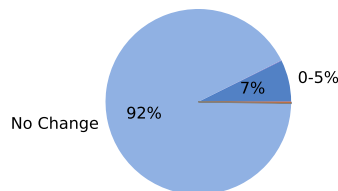
Casino  
(n=306)



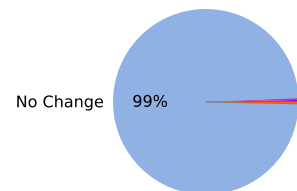
Child Care Facility  
(n=228)



Coffee Shop  
(n=8,042)



Commercial Airport  
(n=309)



No Change  
0% to 5% Change  
5% to 10% Change  
10% to 25% Change  
25% to 50% Change

Removed for Auditing  
50% to 100% Change

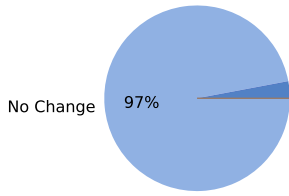
Location is New/Reprocessed  
Greater than 100% Change

# Places Vintage Comparison by Place Type (v2.1)

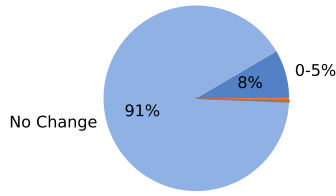
Summary of Visit Changes for Place by Max Absolute Percentage

Current Version: 20231029\_035056 from Previous Version: 20231021\_104325

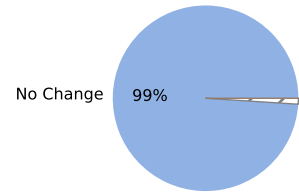
Community Center  
(n=169)



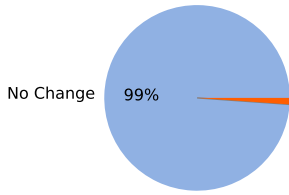
Convenience Store  
(n=19,096)



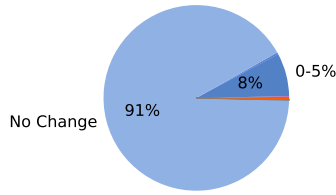
Convention Center  
(n=98)



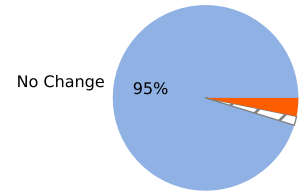
Country Club  
(n=89)



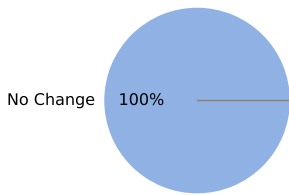
Drugstore  
(n=10,721)



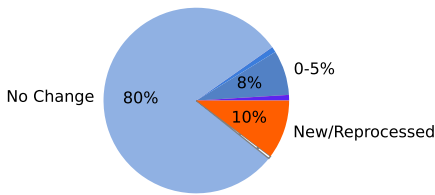
Event  
(n=63)



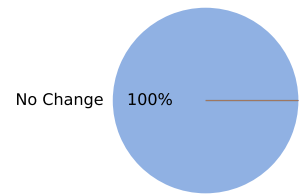
Event Detection  
(n=2)



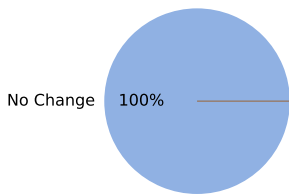
Event Facility  
(n=205)



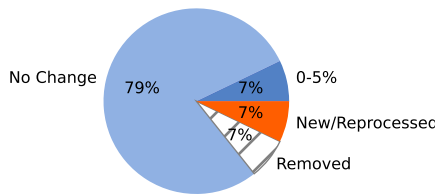
Ferry  
(n=7)



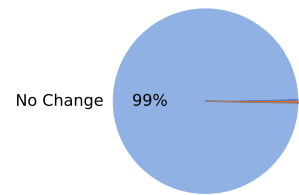
Fire Department  
(n=30)



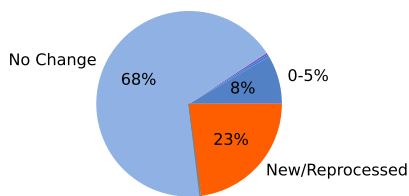
Food Court  
(n=12)



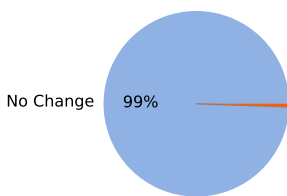
Fraternal Organization  
(n=2,784)



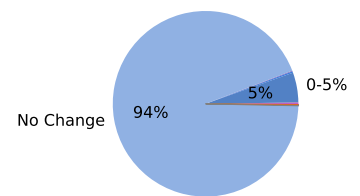
Gas Station  
(n=2,293)



General Aviation Airport  
(n=189)



Grocery Store  
(n=16,355)



No Change  
0% to 5% Change  
5% to 10% Change  
10% to 25% Change  
25% to 50% Change

Removed for Auditing  
50% to 100% Change

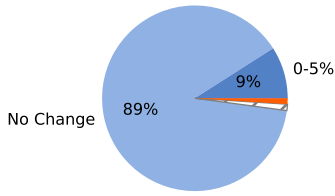
Location is New/Reprocessed  
Greater than 100% Change

# Places Vintage Comparison by Place Type (v2.1)

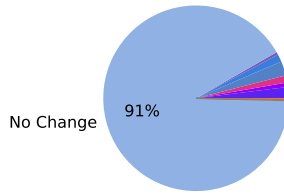
Summary of Visit Changes for Place by Max Absolute Percentage

Current Version: 20231029\_035056 from Previous Version: 20231021\_104325

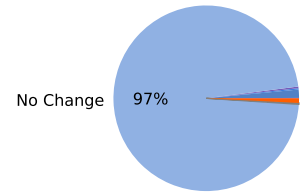
**Gym**  
(n=3,300)



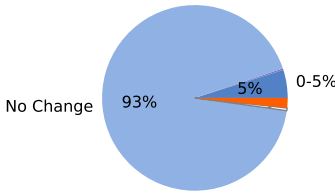
**Hospital**  
(n=1,282)



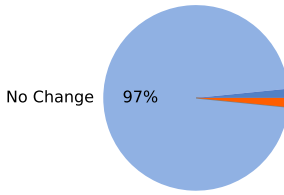
**Hotel**  
(n=1,731)



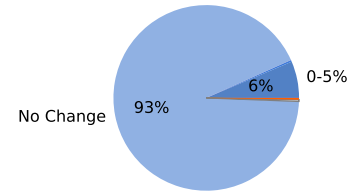
**Indoor Rec**  
(n=1,087)



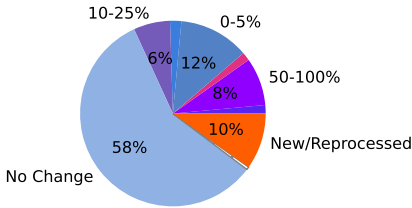
**Institutional Housing**  
(n=63)



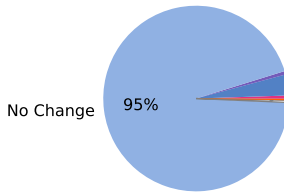
**Laundromat**  
(n=329)



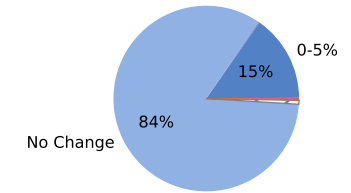
**Lifestyle Center**  
(n=204)



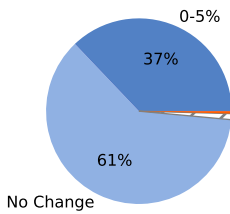
**Liquor Store**  
(n=1,317)



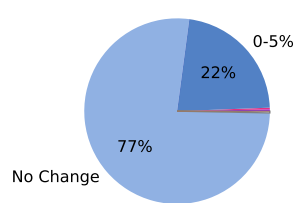
**Medical Office**  
(n=5,555)



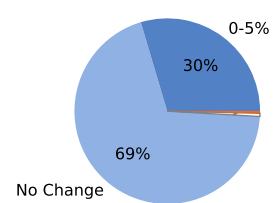
**Medical Office - Cardiology**  
(n=475)



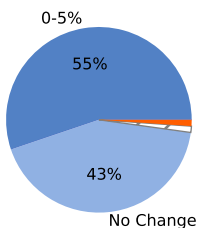
**Medical Office - Dentist Office**  
(n=332)



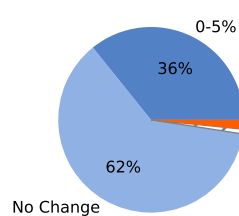
**Medical Office - Dermatology**  
(n=540)



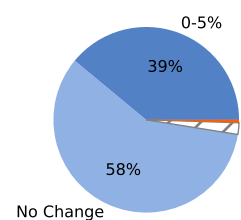
**Medical Office - Gastroenterology**  
(n=183)



**Medical Office - Neurology**  
(n=121)



**Medical Office - Oncology**  
(n=391)



No Change  
0% to 5% Change  
25% to 50% Change

Removed for Auditing  
5% to 10% Change  
50% to 100% Change

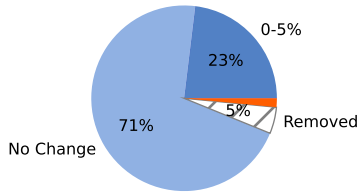
Location is New/Reprocessed  
10% to 25% Change  
Greater than 100% Change

# Places Vintage Comparison by Place Type (v2.1)

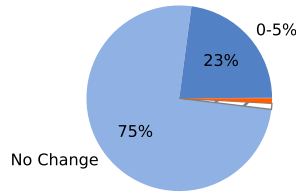
Summary of Visit Changes for Place by Max Absolute Percentage

Current Version: 20231029\_035056 from Previous Version: 20231021\_104325

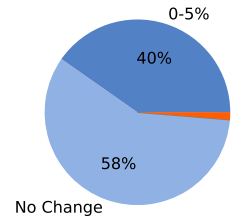
Medical Office - Physical Therapy  
(n=63)



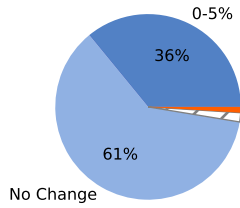
Medical Office - Primary Care  
(n=5,752)



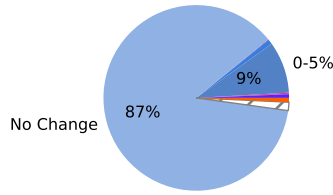
Medical Office - Rheumatology  
(n=77)



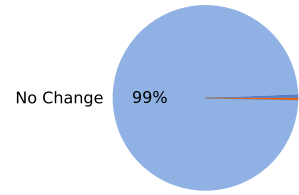
Medical Office - Women's Health  
(n=493)



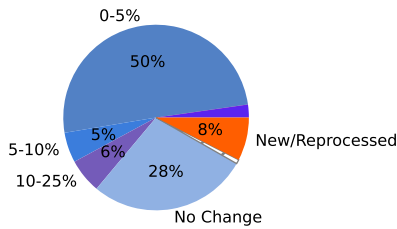
Office Building  
(n=2,554)



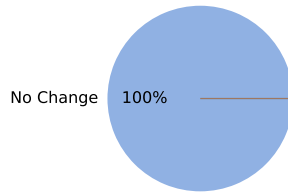
Outdoor Rec  
(n=329)



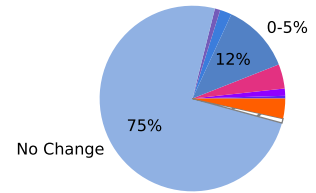
Outlet Mall  
(n=133)



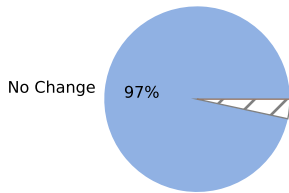
Park  
(n=98)



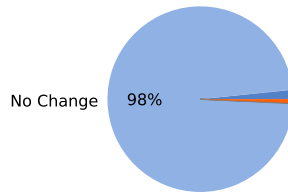
Parking Structure  
(n=635)



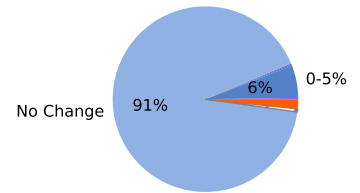
Pedestrian Plaza  
(n=59)



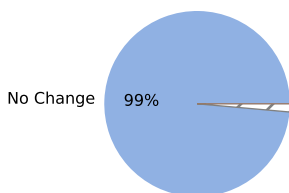
Quick Serve Restaurant  
(n=62,189)



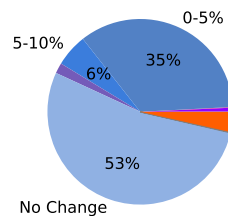
Residential Facility  
(n=3,209)



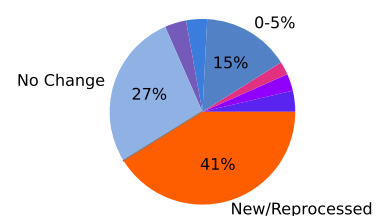
Rest Stop  
(n=71)



Retail  
(n=31,628)



Shopping Center  
(n=2,651)



No Change  
0% to 5% Change  
25% to 50% Change

Removed for Auditing  
5% to 10% Change  
50% to 100% Change

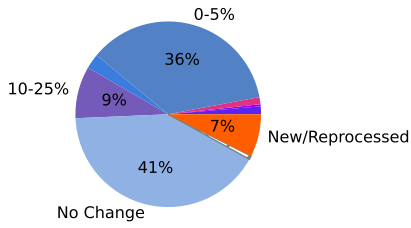
Location is New/Reprocessed  
10% to 25% Change  
Greater than 100% Change

# Places Vintage Comparison by Place Type (v2.1)

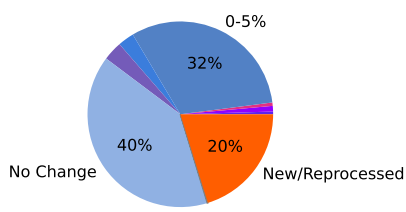
Summary of Visit Changes for Place by Max Absolute Percentage

Current Version: 20231029\_035056 from Previous Version: 20231021\_104325

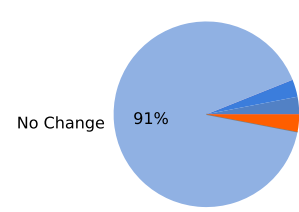
Shopping Mall  
(n=805)



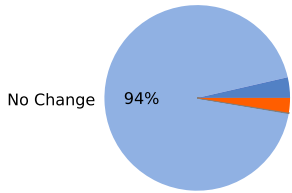
Sitdown Restaurant  
(n=38,896)



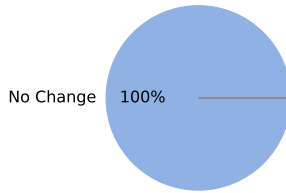
Spiritual Center  
(n=66)



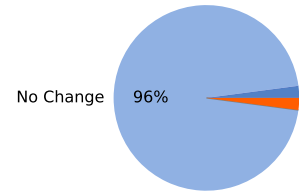
Stadium  
(n=979)



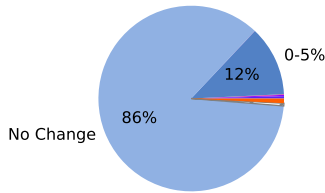
Streetscape  
(n=22)



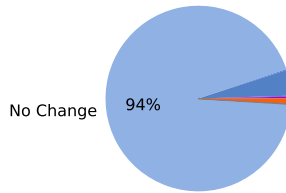
Student Center  
(n=96)



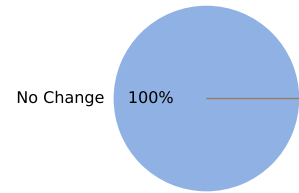
Theater  
(n=1,728)



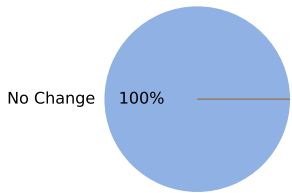
Tourist Attraction  
(n=605)



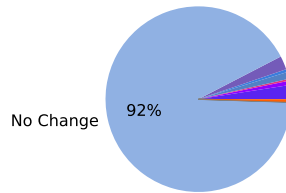
Trail  
(n=17)



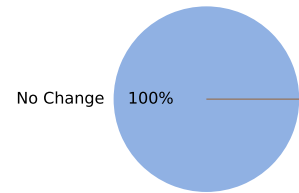
Transit Hub  
(n=31)



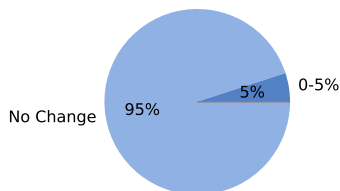
Transit Station  
(n=2,699)



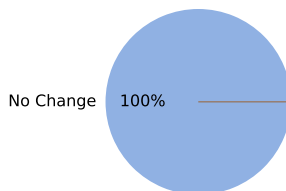
University Campus  
(n=170)



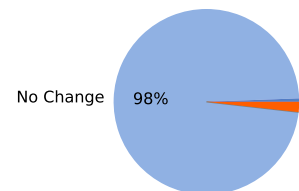
University Dining  
(n=20)



University Health Center  
(n=45)



University Housing  
(n=337)



No Change  
0% to 5% Change  
25% to 50% Change

Removed for Auditing  
5% to 10% Change  
50% to 100% Change

Location is New/Reprocessed  
10% to 25% Change  
Greater than 100% Change

# Places Vintage Comparison by Place Type (v2.1)

Summary of Visit Changes for Place by Max Absolute Percentage

Current Version: 20231029\_035056 from Previous Version: 20231021\_104325

University Recreation Center  
(n=312)

Warehouse  
(n=366)

