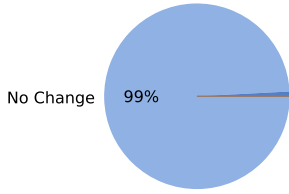


# Places Vintage Comparison by Place Type (v2.1)

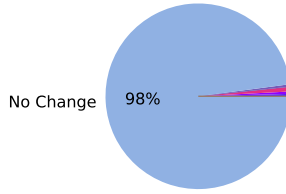
Summary of Visit Changes for Place by Max Absolute Percentage

Current Version: 20240105\_124201 from Previous Version: 20231229\_133522

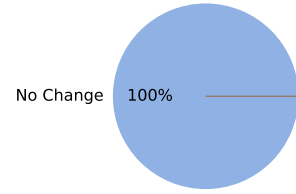
Academic Building  
(n=1,350)



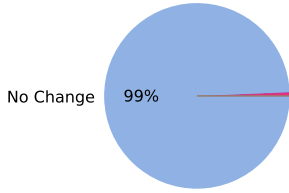
Airport Concourse  
(n=240)



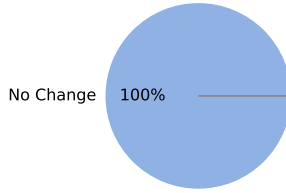
Airport Gate  
(n=4)



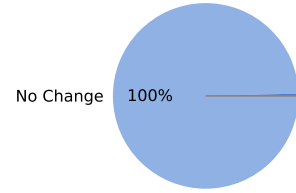
Airport Terminal  
(n=150)



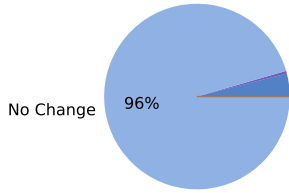
Amusement Park  
(n=59)



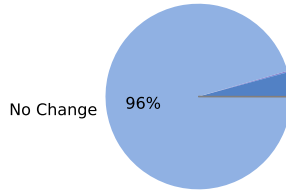
Auto Dealership  
(n=25,873)



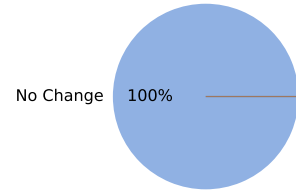
Bank  
(n=3,610)



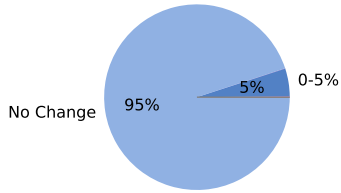
Bar  
(n=50,320)



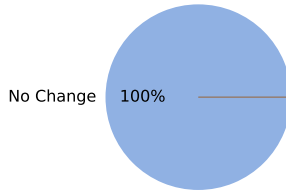
Bus Garage Routes  
(n=243)



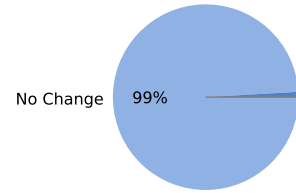
Business  
(n=7,084)



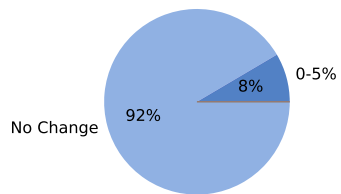
Car Wash Facility  
(n=44)



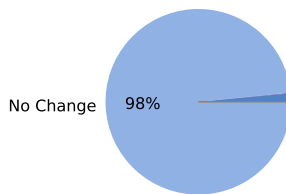
Casino  
(n=327)



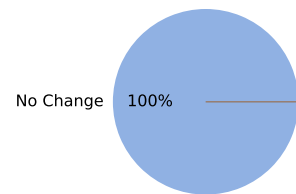
Child Care Facility  
(n=224)



Coffee Shop  
(n=8,074)



Commercial Airport  
(n=309)



No Change  
0% to 5% Change  
25% to 50% Change

Removed for Auditing  
5% to 10% Change  
50% to 100% Change

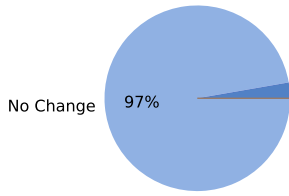
Location is New/Reprocessed  
10% to 25% Change  
Greater than 100% Change

# Places Vintage Comparison by Place Type (v2.1)

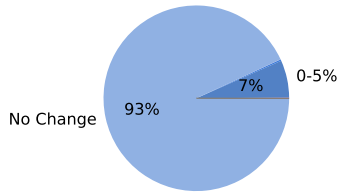
Summary of Visit Changes for Place by Max Absolute Percentage

Current Version: 20240105\_124201 from Previous Version: 20231229\_133522

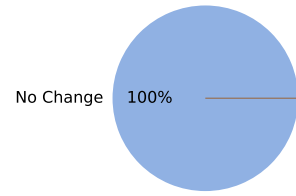
Community Center  
(n=183)



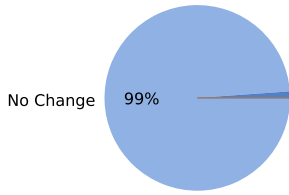
Convenience Store  
(n=19,265)



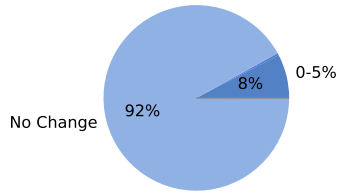
Convention Center  
(n=94)



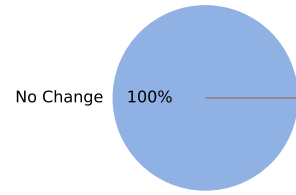
Country Club  
(n=89)



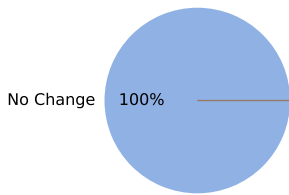
Drugstore  
(n=10,764)



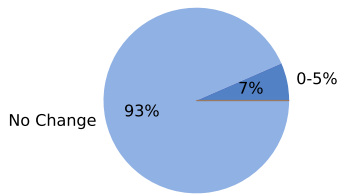
Event  
(n=65)



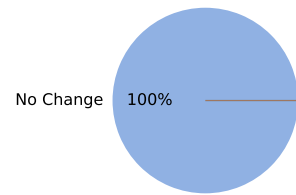
Event Detection  
(n=4)



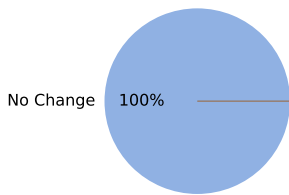
Event Facility  
(n=229)



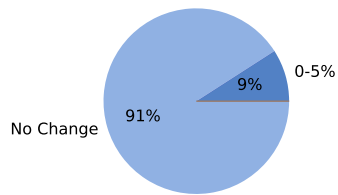
Ferry  
(n=7)



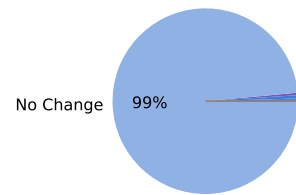
Fire Department  
(n=30)



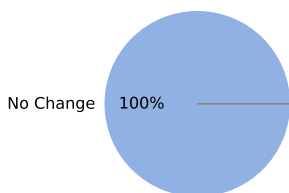
Food Court  
(n=11)



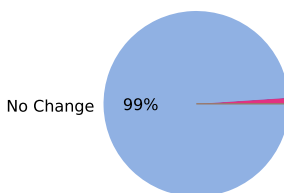
Fraternal Organization  
(n=2,807)



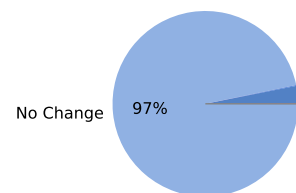
Gas Station  
(n=2,307)



General Aviation Airport  
(n=188)



Grocery Store  
(n=16,298)



No Change  
0% to 5% Change  
25% to 50% Change

Removed for Auditing  
5% to 10% Change  
50% to 100% Change

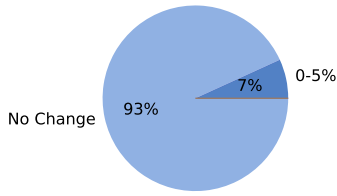
Location is New/Reprocessed  
10% to 25% Change  
Greater than 100% Change

# Places Vintage Comparison by Place Type (v2.1)

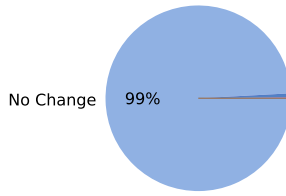
Summary of Visit Changes for Place by Max Absolute Percentage

Current Version: 20240105\_124201 from Previous Version: 20231229\_133522

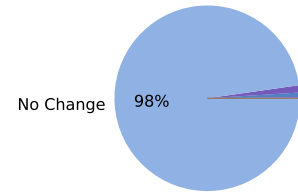
**Gym**  
(n=3,258)



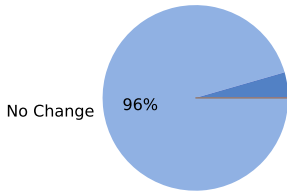
**Hospital**  
(n=1,290)



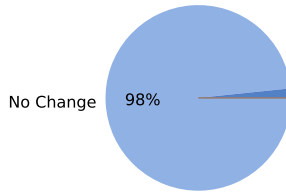
**Hotel**  
(n=1,822)



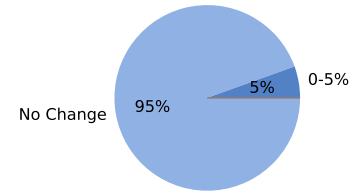
**Indoor Rec**  
(n=1,124)



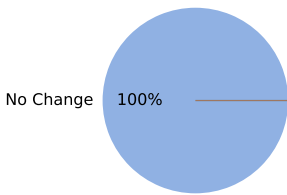
**Institutional Housing**  
(n=61)



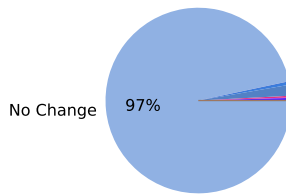
**Laundromat**  
(n=328)



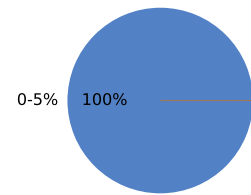
**Lifestyle Center**  
(n=261)



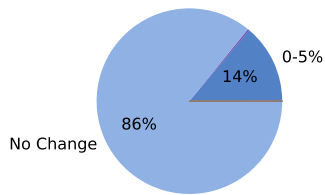
**Liquor Store**  
(n=1,318)



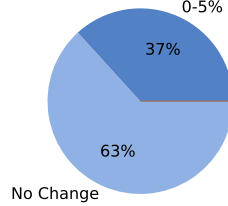
**Lobby**  
(n=1)



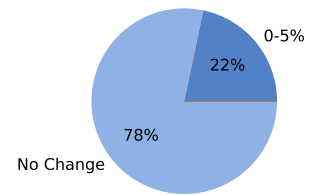
**Medical Office**  
(n=5,556)



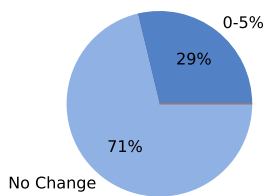
**Medical Office - Cardiology**  
(n=468)



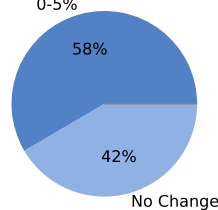
**Medical Office - Dentist Office**  
(n=332)



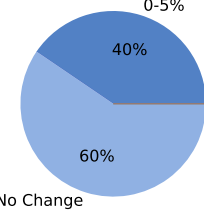
**Medical Office - Dermatology**  
(n=525)



**Medical Office - Gastroenterology**  
(n=178)



**Medical Office - Neurology**  
(n=121)



No Change  
0% to 5% Change  
25% to 50% Change

Removed for Auditing  
5% to 10% Change  
50% to 100% Change

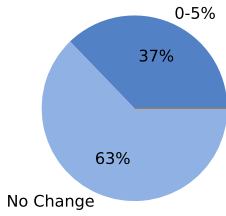
Location is New/Reprocessed  
10% to 25% Change  
Greater than 100% Change

# Places Vintage Comparison by Place Type (v2.1)

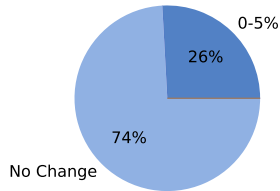
Summary of Visit Changes for Place by Max Absolute Percentage

Current Version: 20240105\_124201 from Previous Version: 20231229\_133522

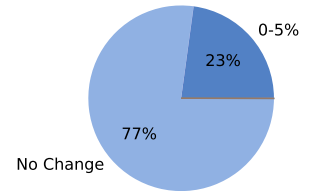
Medical Office - Oncology  
(n=379)



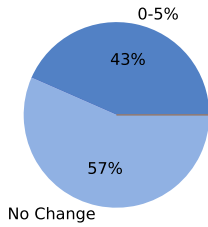
Medical Office - Physical Therapy  
(n=58)



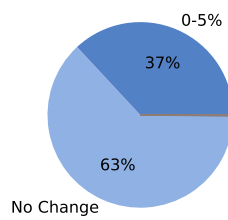
Medical Office - Primary Care  
(n=5,637)



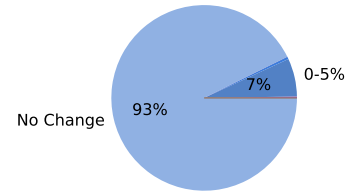
Medical Office - Rheumatology  
(n=76)



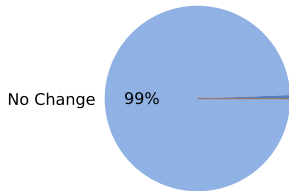
Medical Office - Women's Health  
(n=482)



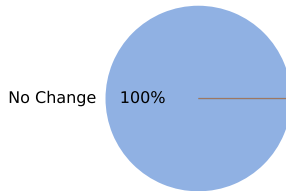
Office Building  
(n=2,557)



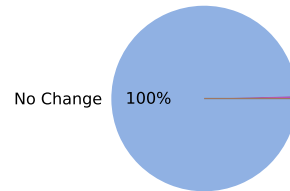
Outdoor Rec  
(n=334)



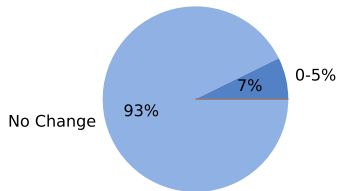
Outlet Mall  
(n=152)



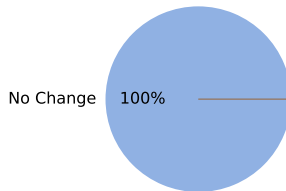
Park  
(n=476)



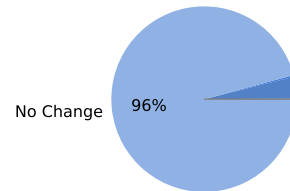
Parking Structure  
(n=689)



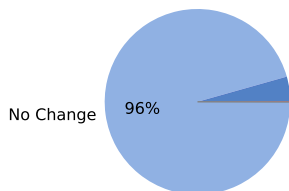
Pedestrian Plaza  
(n=52)



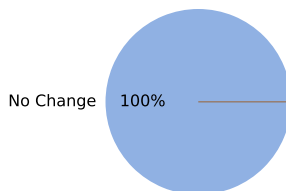
Quick Serve Restaurant  
(n=63,191)



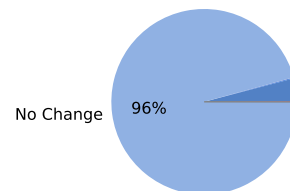
Residential Facility  
(n=3,407)



Rest Stop  
(n=70)



Retail  
(n=31,197)



No Change  
0% to 5% Change  
25% to 50% Change

Removed for Auditing  
5% to 10% Change  
50% to 100% Change

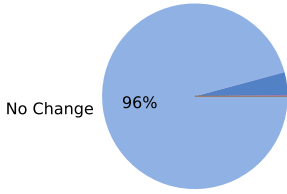
Location is New/Reprocessed  
10% to 25% Change  
Greater than 100% Change

# Places Vintage Comparison by Place Type (v2.1)

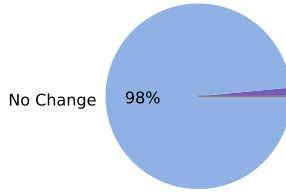
Summary of Visit Changes for Place by Max Absolute Percentage

Current Version: 20240105\_124201 from Previous Version: 20231229\_133522

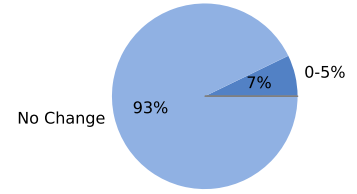
Shopping Center  
(n=4,821)



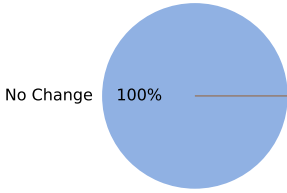
Shopping Mall  
(n=999)



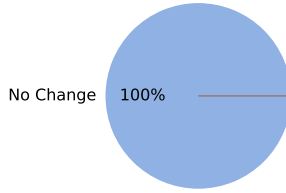
Sitdown Restaurant  
(n=147,627)



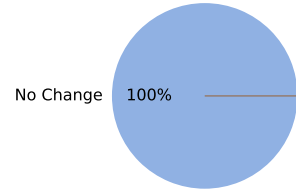
Spiritual Center  
(n=70)



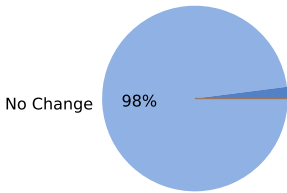
Stadium  
(n=1,013)



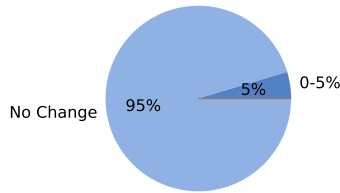
Streetscape  
(n=30)



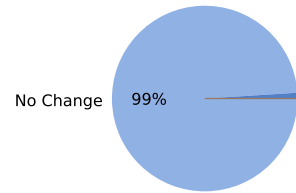
Student Center  
(n=99)



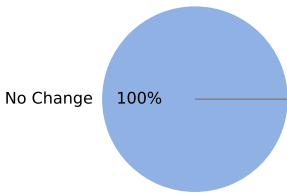
Theater  
(n=1,728)



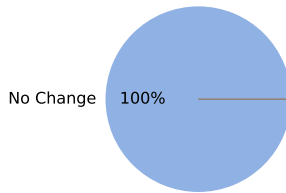
Tourist Attraction  
(n=606)



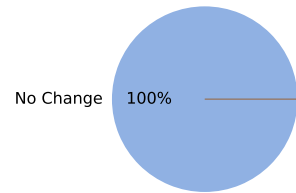
Trail  
(n=17)



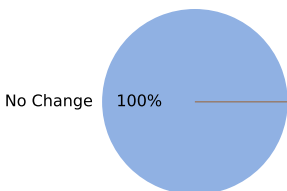
Transit Hub  
(n=31)



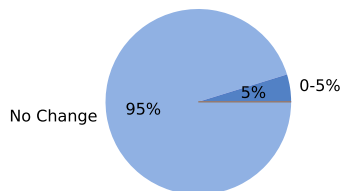
Transit Station  
(n=2,703)



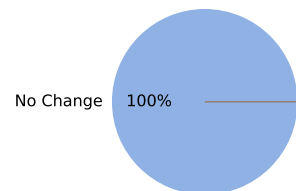
University Campus  
(n=169)



University Dining  
(n=21)



University Health Center  
(n=44)



No Change  
0% to 5% Change  
25% to 50% Change

Removed for Auditing  
5% to 10% Change  
50% to 100% Change

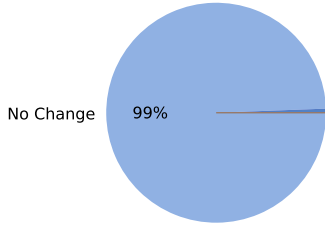
Location is New/Reprocessed  
10% to 25% Change  
Greater than 100% Change

# Places Vintage Comparison by Place Type (v2.1)

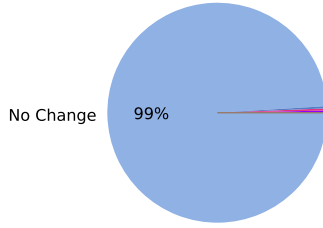
Summary of Visit Changes for Place by Max Absolute Percentage

Current Version: 20240105\_124201 from Previous Version: 20231229\_133522

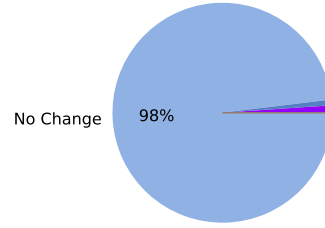
University Housing  
(n=337)



University Recreation Center  
(n=314)



Warehouse  
(n=366)



No Change  
0% to 5% Change  
25% to 50% Change

Removed for Auditing  
5% to 10% Change  
50% to 100% Change

Location is New/Reprocessed  
10% to 25% Change  
Greater than 100% Change