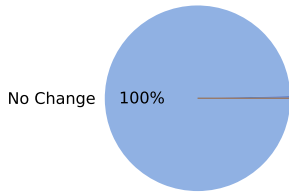


Places Vintage Comparison by Place Type (v2.1)

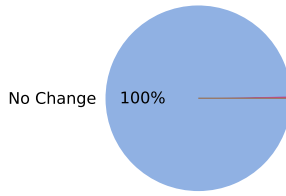
Summary of Visit Changes for Place by Max Absolute Percentage

Current Version: 20240317_095050 from Previous Version: 20240311_112146

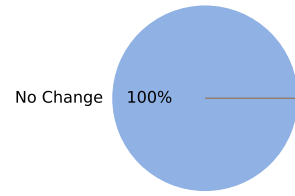
Academic Building
(n=2,109)



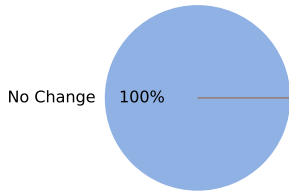
Airport Concourse
(n=286)



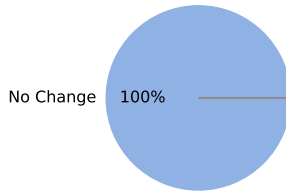
Airport Gate
(n=5)



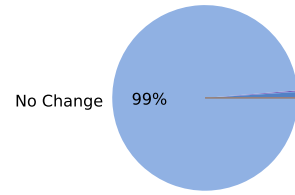
Airport Terminal
(n=168)



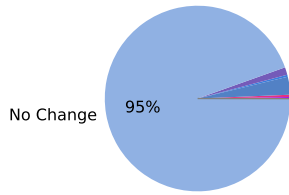
Amusement Park
(n=54)



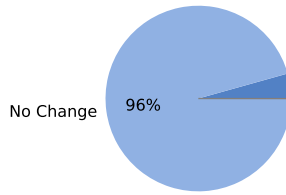
Auto Dealership
(n=27,937)



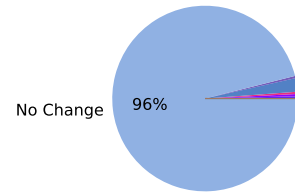
Bank
(n=3,943)



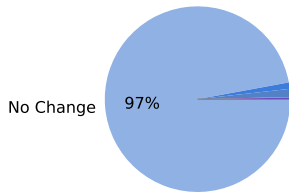
Bar
(n=105,578)



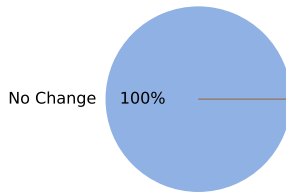
Bus Garage Routes
(n=255)



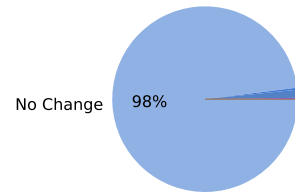
Business
(n=10,034)



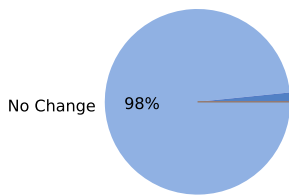
Car Wash Facility
(n=50)



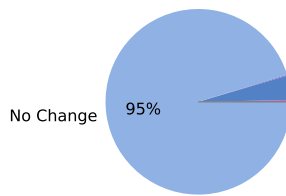
Casino
(n=859)



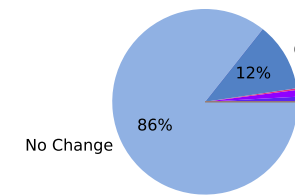
Child Care Facility
(n=249)



Coffee Shop
(n=9,115)



Commercial Airport
(n=342)



No Change
0% to 5% Change
25% to 50% Change

Removed for Auditing
5% to 10% Change
50% to 100% Change

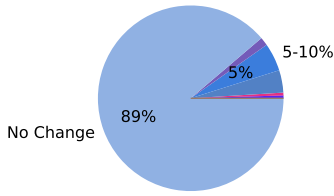
Location is New/Reprocessed
10% to 25% Change
Greater than 100% Change

Places Vintage Comparison by Place Type (v2.1)

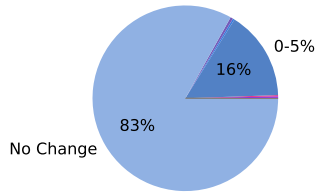
Summary of Visit Changes for Place by Max Absolute Percentage

Current Version: 20240317_095050 from Previous Version: 20240311_112146

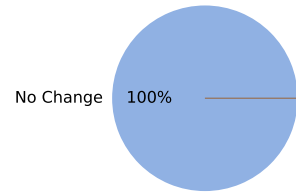
Community Center
(n=205)



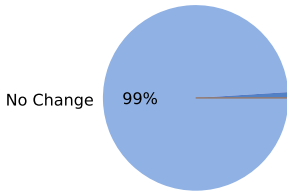
Convenience Store
(n=21,346)



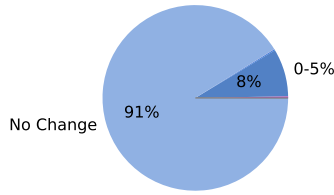
Convention Center
(n=114)



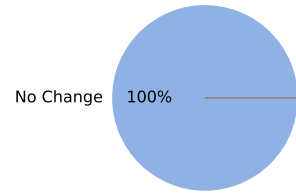
Country Club
(n=100)



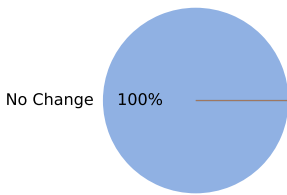
Drugstore
(n=11,903)



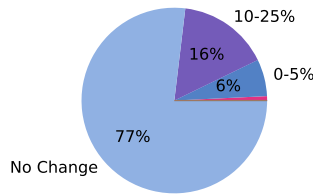
Event
(n=62)



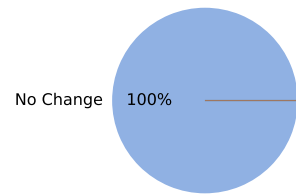
Event Detection
(n=2)



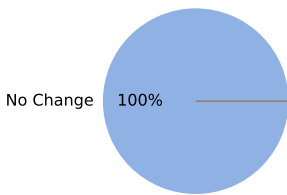
Event Facility
(n=264)



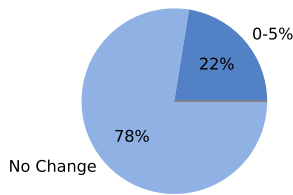
Ferry
(n=10)



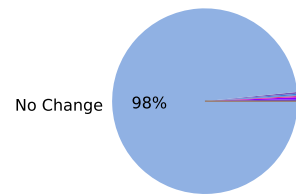
Fire Department
(n=39)



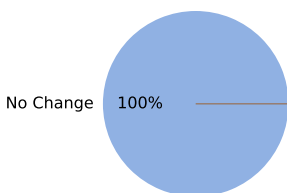
Food Court
(n=49)



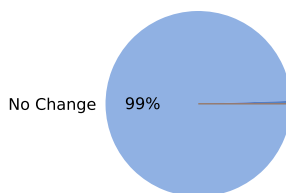
Fraternal Organization
(n=2,897)



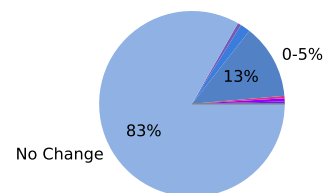
Gas Station
(n=2,824)



General Aviation Airport
(n=197)



Grocery Store
(n=17,337)



No Change
0% to 5% Change
25% to 50% Change

Removed for Auditing
5% to 10% Change
50% to 100% Change

Location is New/Reprocessed
10% to 25% Change
Greater than 100% Change

Places Vintage Comparison by Place Type (v2.1)

Summary of Visit Changes for Place by Max Absolute Percentage

Current Version: 20240317_095050 from Previous Version: 20240311_112146



No Change
0% to 5% Change
25% to 50% Change

Removed for Auditing
5% to 10% Change
50% to 100% Change

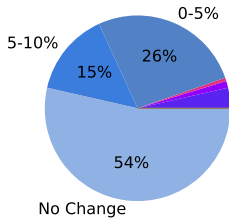
Location is New/Reprocessed
10% to 25% Change
Greater than 100% Change

Places Vintage Comparison by Place Type (v2.1)

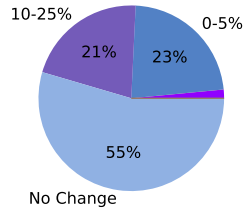
Summary of Visit Changes for Place by Max Absolute Percentage

Current Version: 20240317_095050 from Previous Version: 20240311_112146

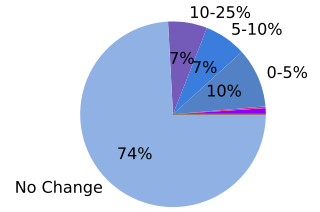
Medical Office - Oncology
(n=506)



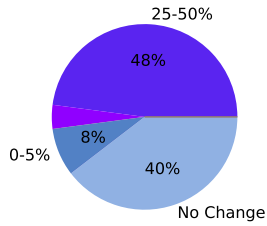
Medical Office - Physical Therapy
(n=66)



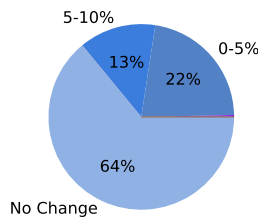
Medical Office - Primary Care
(n=6,723)



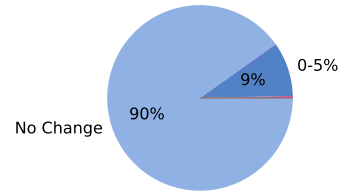
Medical Office - Rheumatology
(n=96)



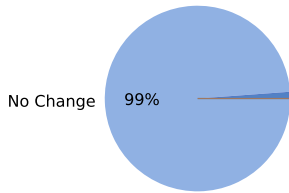
Medical Office - Women's Health
(n=620)



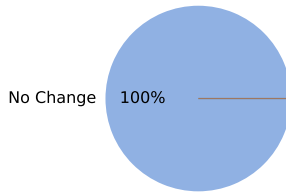
Office Building
(n=3,614)



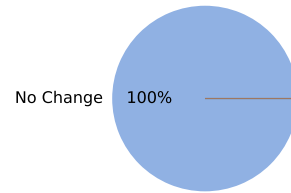
Outdoor Rec
(n=428)



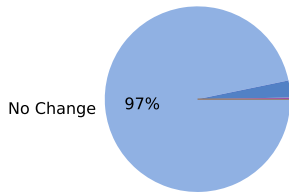
Outlet Mall
(n=145)



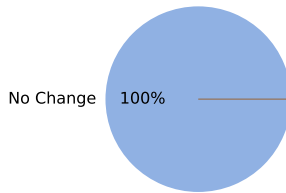
Park
(n=496)



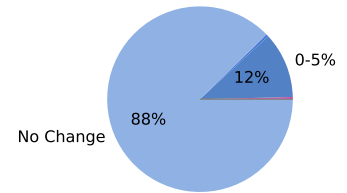
Parking Structure
(n=1,082)



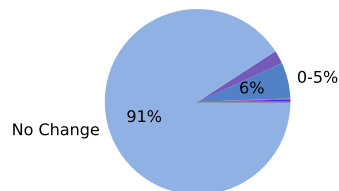
Pedestrian Plaza
(n=63)



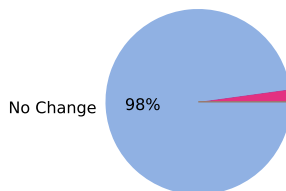
Quick Serve Restaurant
(n=128,912)



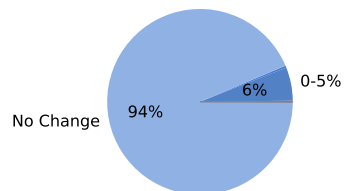
Residential Facility
(n=6,019)



Rest Stop
(n=92)



Retail
(n=36,205)



No Change
0% to 5% Change
25% to 50% Change

Removed for Auditing
5% to 10% Change
50% to 100% Change

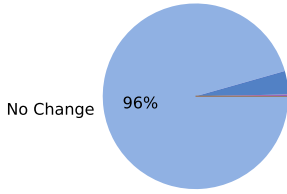
Location is New/Reprocessed
10% to 25% Change
Greater than 100% Change

Places Vintage Comparison by Place Type (v2.1)

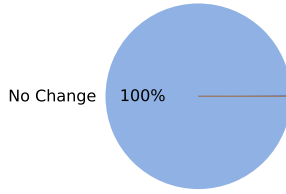
Summary of Visit Changes for Place by Max Absolute Percentage

Current Version: 20240317_095050 from Previous Version: 20240311_112146

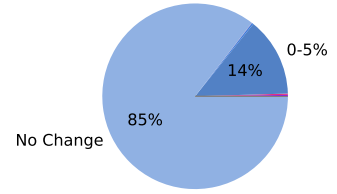
Shopping Center
(n=4,490)



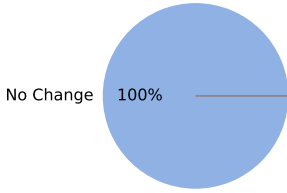
Shopping Mall
(n=1,446)



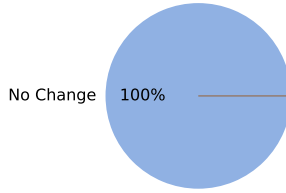
Sitdown Restaurant
(n=323,464)



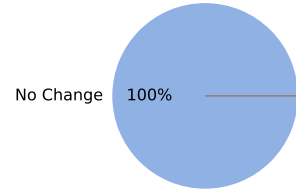
Spiritual Center
(n=82)



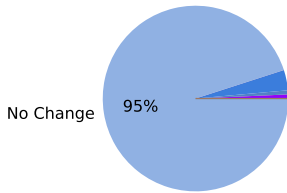
Stadium
(n=687)



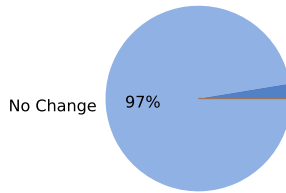
Streetscape
(n=57)



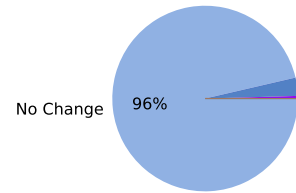
Student Center
(n=141)



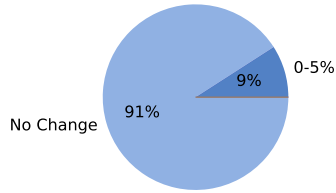
Theater
(n=1,081)



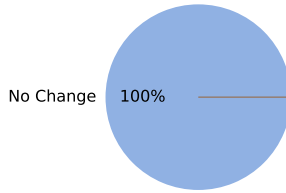
Tourist Attraction
(n=883)



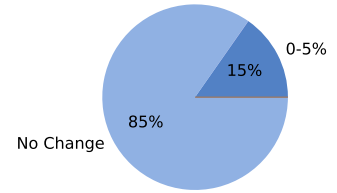
Trail
(n=11)



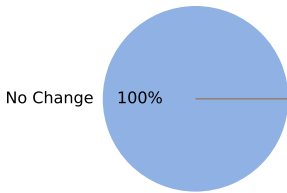
Transit Hub
(n=42)



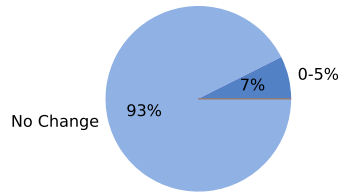
Transit Station
(n=2,877)



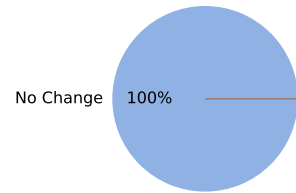
University Campus
(n=172)



University Dining
(n=27)



University Health Center
(n=28)



No Change
0% to 5% Change
25% to 50% Change

Removed for Auditing
5% to 10% Change
50% to 100% Change

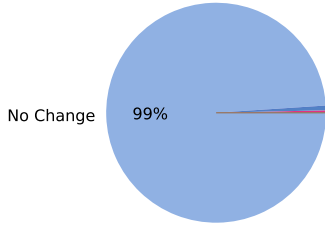
Location is New/Reprocessed
10% to 25% Change
Greater than 100% Change

Places Vintage Comparison by Place Type (v2.1)

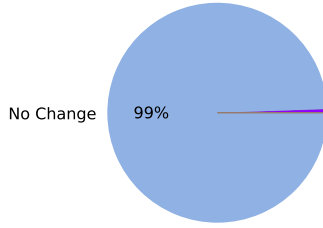
Summary of Visit Changes for Place by Max Absolute Percentage

Current Version: 20240317_095050 from Previous Version: 20240311_112146

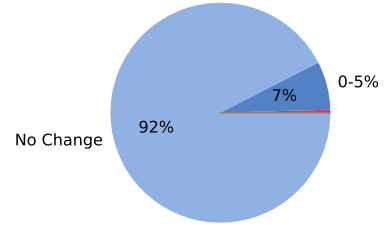
University Housing
(n=287)



University Recreation Center
(n=179)



Warehouse
(n=453)



No Change
0% to 5% Change
25% to 50% Change

Removed for Auditing
5% to 10% Change
50% to 100% Change

Location is New/Reprocessed
10% to 25% Change
Greater than 100% Change