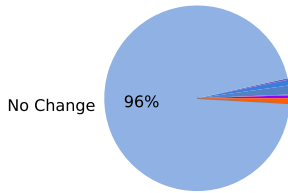


Places Vintage Comparison by Place Type (v2.1)

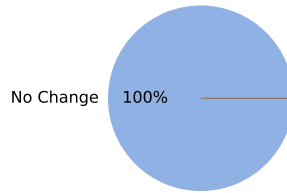
Summary of Visit Changes for Place by Max Absolute Percentage

Current Version: 20240414_133123 from Previous Version: 20240327_043045

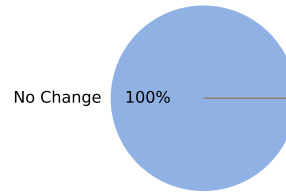
Academic Building
(n=2,134)



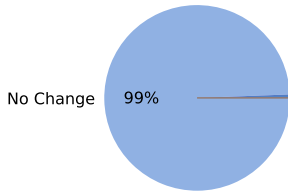
Airport Concourse
(n=286)



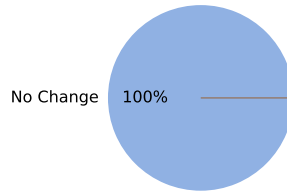
Airport Gate
(n=5)



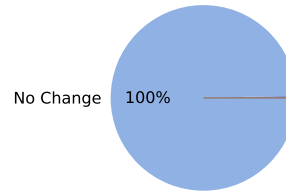
Airport Terminal
(n=168)



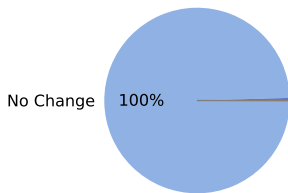
Amusement Park
(n=54)



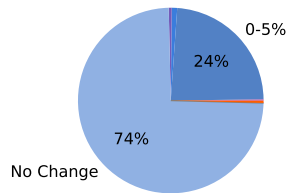
Auto Dealership
(n=27,937)



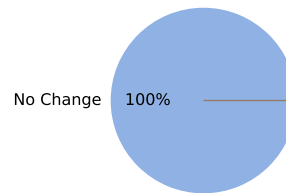
Bank
(n=3,943)



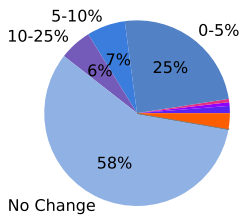
Bar
(n=106,782)



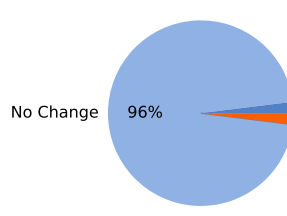
Bus Garage Routes
(n=255)



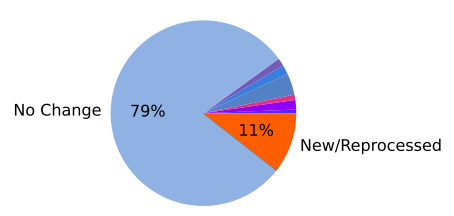
Business
(n=10,420)



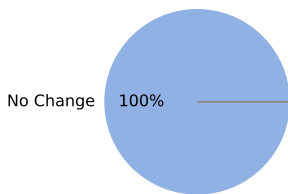
Car Wash Facility
(n=51)



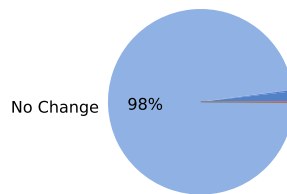
Casino
(n=965)



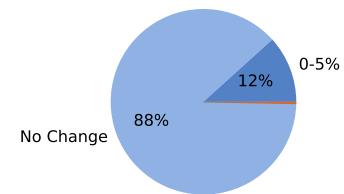
Child Care Facility
(n=249)



Coffee Shop
(n=9,183)



Commercial Airport
(n=342)



No Change
0% to 5% Change
25% to 50% Change

Removed for Auditing
5% to 10% Change
50% to 100% Change

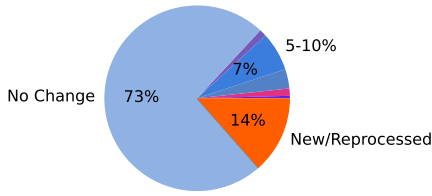
Location is New/Reprocessed
10% to 25% Change
Greater than 100% Change

Places Vintage Comparison by Place Type (v2.1)

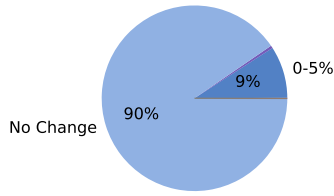
Summary of Visit Changes for Place by Max Absolute Percentage

Current Version: 20240414_133123 from Previous Version: 20240327_043045

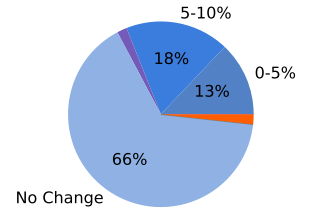
Community Center
(n=237)



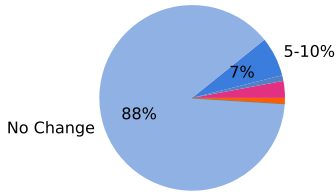
Convenience Store
(n=22,636)



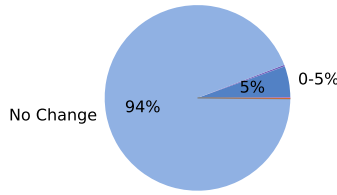
Convention Center
(n=116)



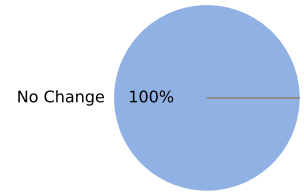
Country Club
(n=102)



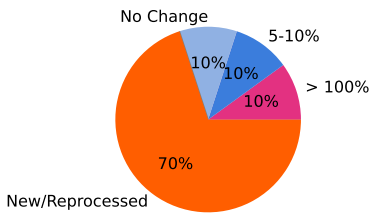
Drugstore
(n=11,940)



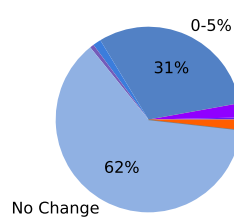
Event
(n=62)



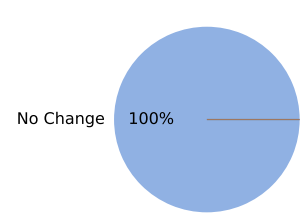
Event Detection
(n=10)



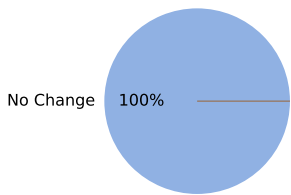
Event Facility
(n=282)



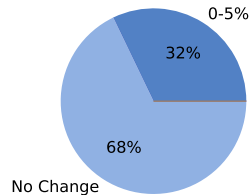
Ferry
(n=10)



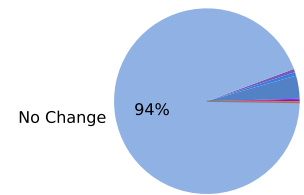
Fire Department
(n=39)



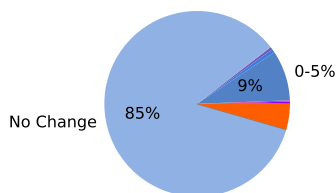
Food Court
(n=56)



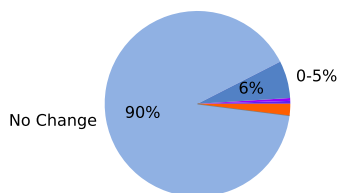
Fraternal Organization
(n=2,904)



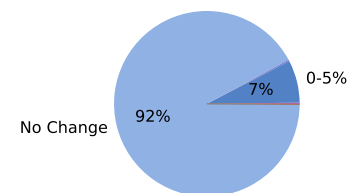
Gas Station
(n=2,956)



General Aviation Airport
(n=200)



Grocery Store
(n=17,471)



No Change
0% to 5% Change
25% to 50% Change

Removed for Auditing
5% to 10% Change
50% to 100% Change

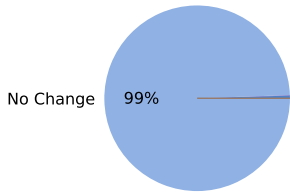
Location is New/Reprocessed
10% to 25% Change
Greater than 100% Change

Places Vintage Comparison by Place Type (v2.1)

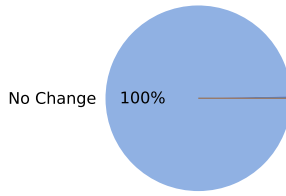
Summary of Visit Changes for Place by Max Absolute Percentage

Current Version: 20240414_133123 from Previous Version: 20240327_043045

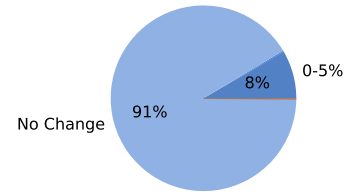
Gym
(n=3,450)



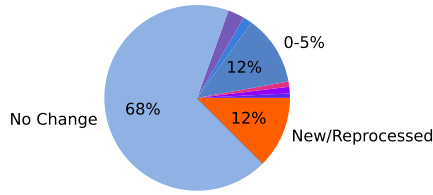
Hospital
(n=1,438)



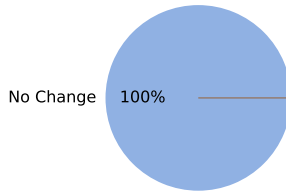
Hotel
(n=87,828)



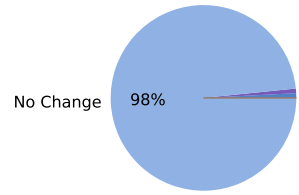
Indoor Rec
(n=3,382)



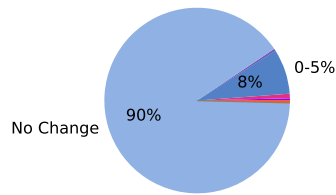
Institutional Housing
(n=80)



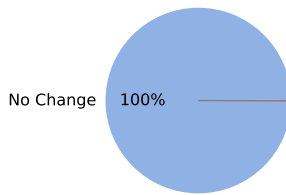
Laundromat
(n=372)



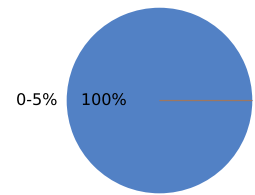
Lifestyle Center
(n=255)



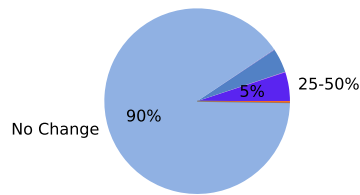
Liquor Store
(n=1,657)



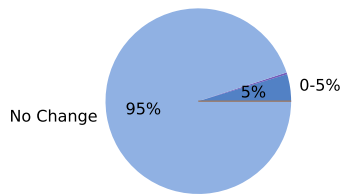
Lobby
(n=2)



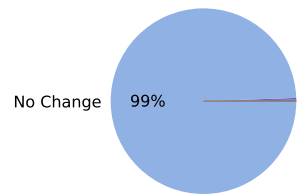
Medical Office
(n=6,341)



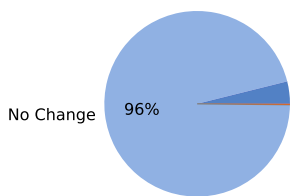
Medical Office - Cardiology
(n=619)



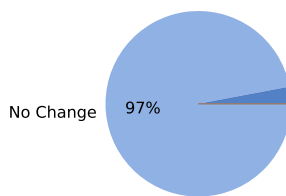
Medical Office - Dentist Office
(n=359)



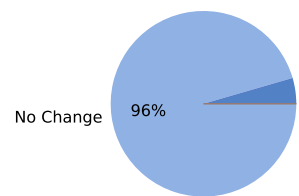
Medical Office - Dermatology
(n=644)



Medical Office - Gastroenterology
(n=236)



Medical Office - Neurology
(n=156)



No Change
0% to 5% Change
25% to 50% Change

Removed for Auditing
5% to 10% Change
50% to 100% Change

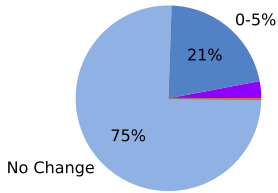
Location is New/Reprocessed
10% to 25% Change
Greater than 100% Change

Places Vintage Comparison by Place Type (v2.1)

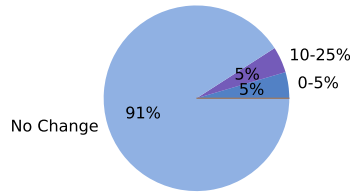
Summary of Visit Changes for Place by Max Absolute Percentage

Current Version: 20240414_133123 from Previous Version: 20240327_043045

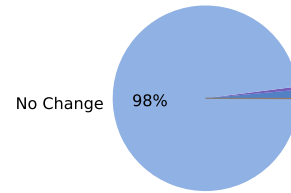
Medical Office - Oncology
(n=507)



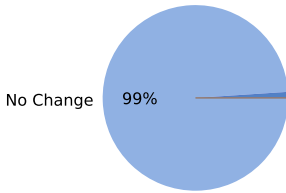
Medical Office - Physical Therapy
(n=66)



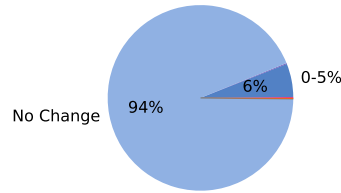
Medical Office - Primary Care
(n=6,726)



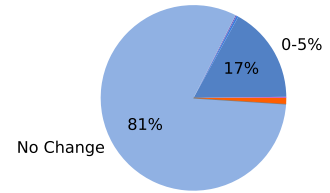
Medical Office - Rheumatology
(n=96)



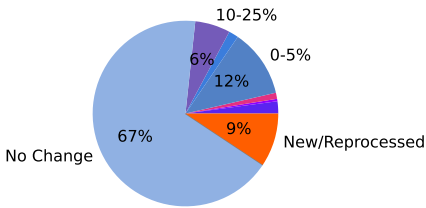
Medical Office - Women's Health
(n=621)



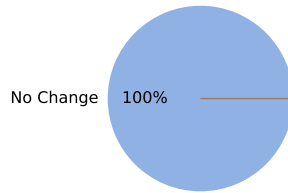
Office Building
(n=3,684)



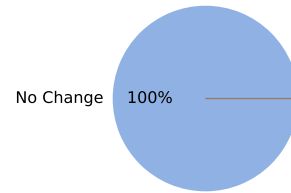
Outdoor Rec
(n=472)



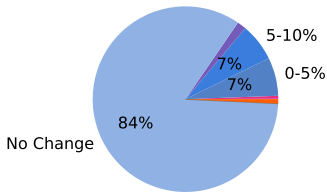
Outlet Mall
(n=145)



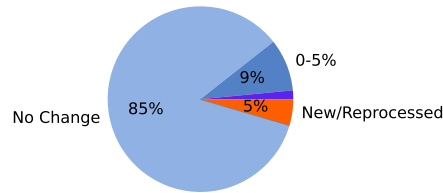
Park
(n=496)



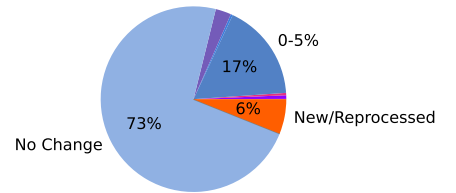
Parking Structure
(n=1,199)



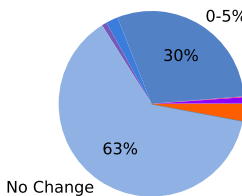
Pedestrian Plaza
(n=66)



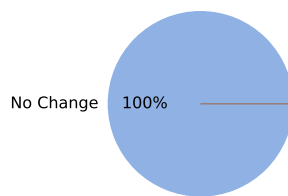
Quick Serve Restaurant
(n=137,659)



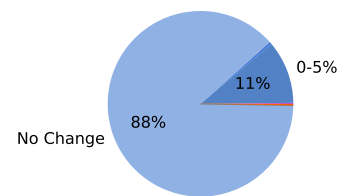
Residential Facility
(n=6,257)



Rest Stop
(n=92)



Retail
(n=37,431)



No Change
0% to 5% Change
25% to 50% Change

Removed for Auditing
5% to 10% Change
50% to 100% Change

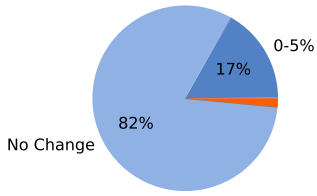
Location is New/Reprocessed
10% to 25% Change
Greater than 100% Change

Places Vintage Comparison by Place Type (v2.1)

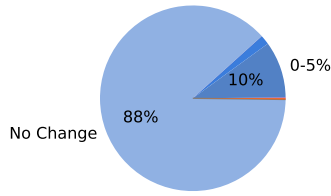
Summary of Visit Changes for Place by Max Absolute Percentage

Current Version: 20240414_133123 from Previous Version: 20240327_043045

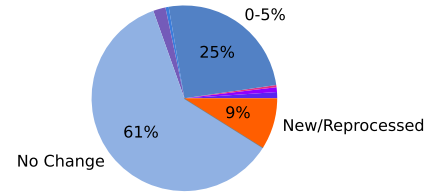
Shopping Center
(n=4,564)



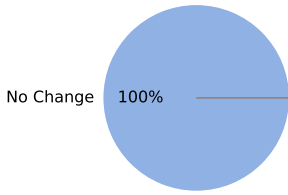
Shopping Mall
(n=1,448)



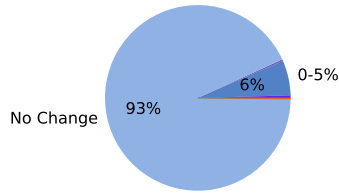
Sitdown Restaurant
(n=378,481)



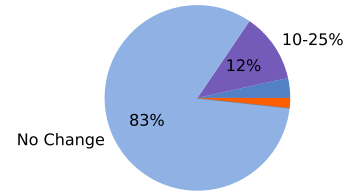
Spiritual Center
(n=82)



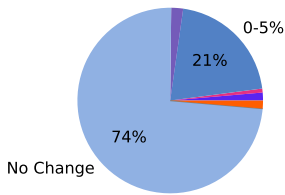
Stadium
(n=690)



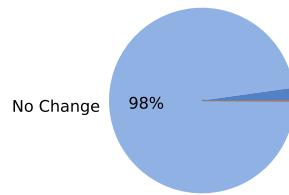
Streetscape
(n=58)



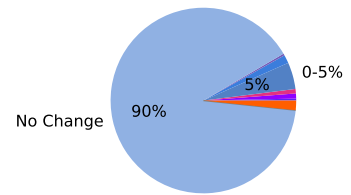
Student Center
(n=145)



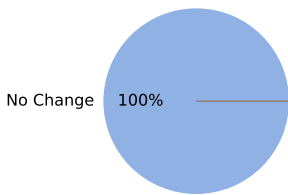
Theater
(n=1,085)



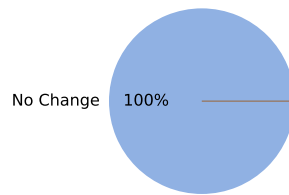
Tourist Attraction
(n=902)



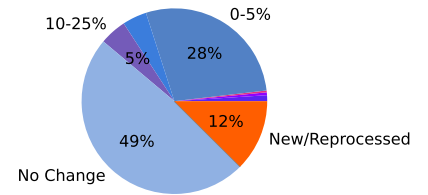
Trail
(n=11)



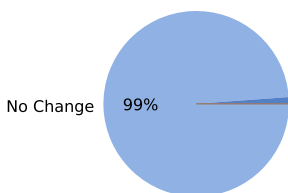
Transit Hub
(n=43)



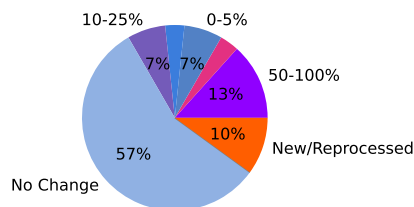
Transit Station
(n=3,421)



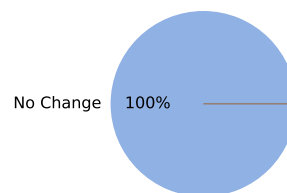
University Campus
(n=173)



University Dining
(n=30)



University Health Center
(n=28)



No Change
0% to 5% Change
25% to 50% Change

Removed for Auditing
5% to 10% Change
50% to 100% Change

Location is New/Reprocessed
10% to 25% Change
Greater than 100% Change

Places Vintage Comparison by Place Type (v2.1)

Summary of Visit Changes for Place by Max Absolute Percentage

Current Version: 20240414_133123 from Previous Version: 20240327_043045

