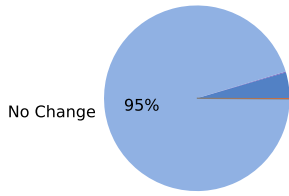


Places Vintage Comparison by Place Type (v2.1)

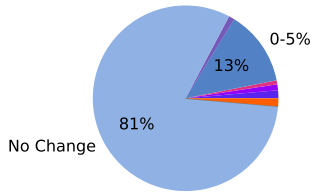
Summary of Visit Changes for Place by Max Absolute Percentage

Current Version: 20240806_074856 from Previous Version: 20240711_043741

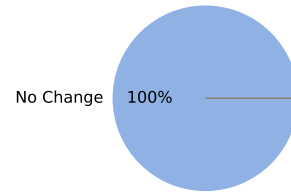
Academic Building
(n=2,024)



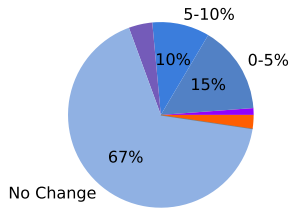
Airport Concourse
(n=290)



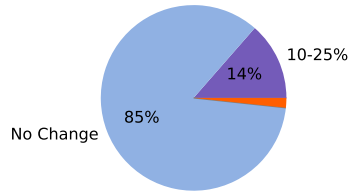
Airport Gate
(n=5)



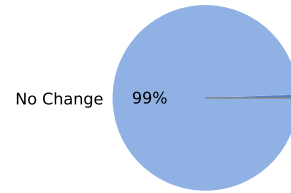
Airport Terminal
(n=170)



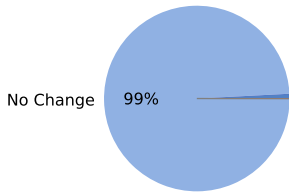
Amusement Park
(n=59)



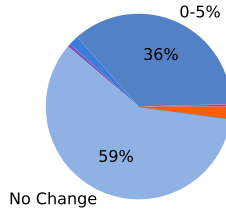
Auto Dealership
(n=27,912)



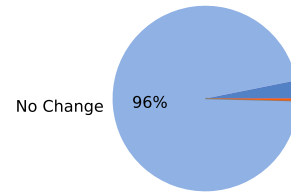
Bank
(n=3,888)



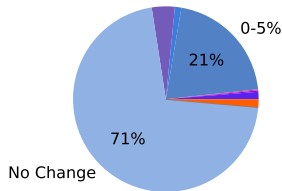
Bar
(n=119,989)



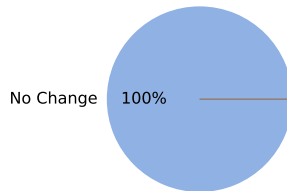
Bus Garage Routes
(n=255)



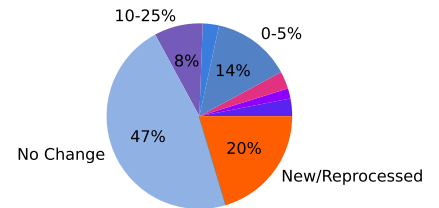
Business
(n=11,058)



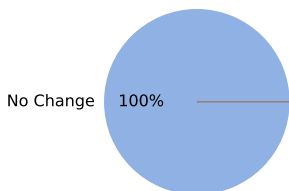
Car Wash Facility
(n=33)



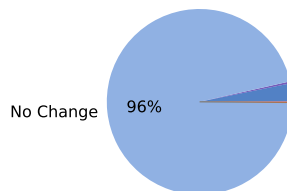
Casino
(n=1,802)



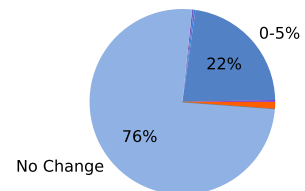
Child Care Facility
(n=247)



Coffee Shop
(n=9,183)



Commercial Airport
(n=342)



No Change
0% to 5% Change
5% to 10% Change
10% to 25% Change
25% to 50% Change

Removed for Auditing
50% to 100% Change

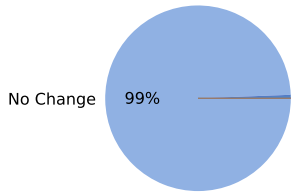
Location is New/Reprocessed
Greater than 100% Change

Places Vintage Comparison by Place Type (v2.1)

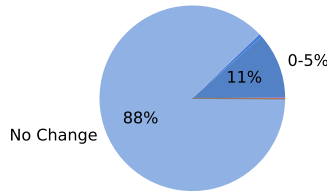
Summary of Visit Changes for Place by Max Absolute Percentage

Current Version: 20240806_074856 from Previous Version: 20240711_043741

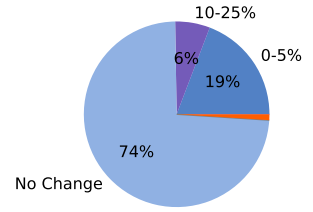
Community Center
(n=168)



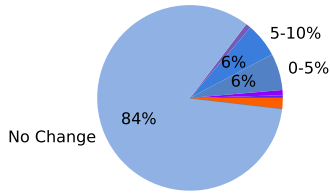
Convenience Store
(n=23,157)



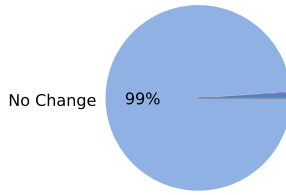
Convention Center
(n=99)



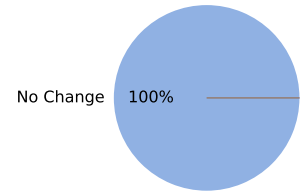
Country Club
(n=219)



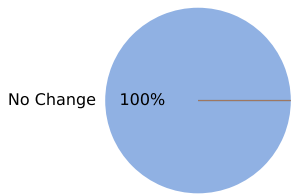
Drugstore
(n=11,940)



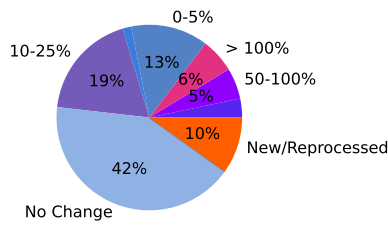
Event
(n=64)



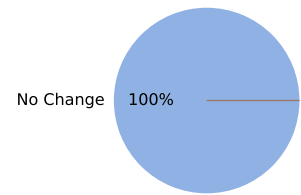
Event Detection
(n=2)



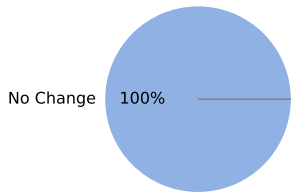
Event Facility
(n=334)



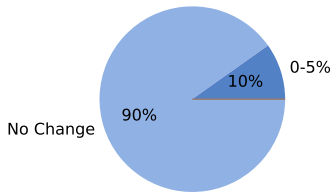
Ferry
(n=18)



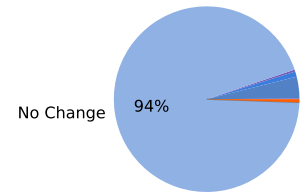
Fire Department
(n=54)



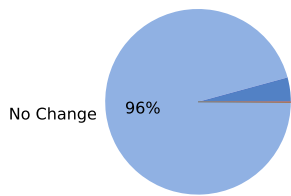
Food Court
(n=51)



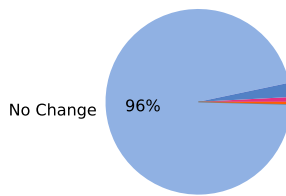
Fraternal Organization
(n=3,240)



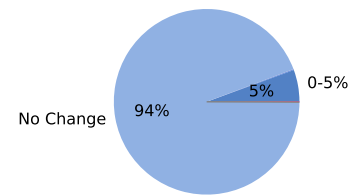
Gas Station
(n=2,319)



General Aviation Airport
(n=243)



Grocery Store
(n=17,856)



No Change
0% to 5% Change
25% to 50% Change

Removed for Auditing
5% to 10% Change
50% to 100% Change

Location is New/Reprocessed
10% to 25% Change
Greater than 100% Change

Places Vintage Comparison by Place Type (v2.1)

Summary of Visit Changes for Place by Max Absolute Percentage

Current Version: 20240806_074856 from Previous Version: 20240711_043741



No Change
 0% to 5% Change
 25% to 50% Change

Removed for Auditing
 5% to 10% Change
 50% to 100% Change

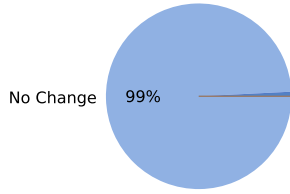
Location is New/Reprocessed
 10% to 25% Change
 Greater than 100% Change

Places Vintage Comparison by Place Type (v2.1)

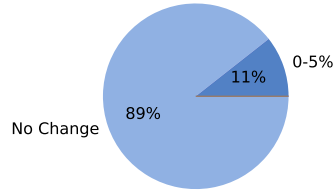
Summary of Visit Changes for Place by Max Absolute Percentage

Current Version: 20240806_074856 from Previous Version: 20240711_043741

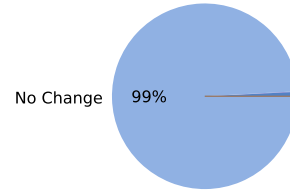
Medical Office - Oncology
(n=508)



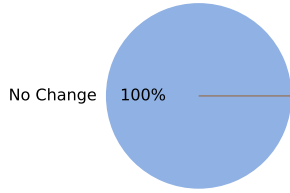
Medical Office - Physical Therapy
(n=66)



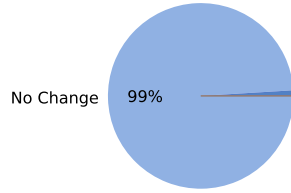
Medical Office - Primary Care
(n=6,719)



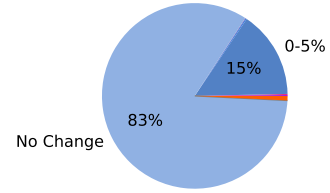
Medical Office - Rheumatology
(n=96)



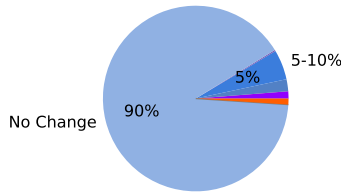
Medical Office - Women's Health
(n=621)



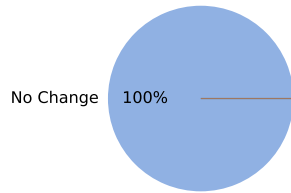
Office Building
(n=3,822)



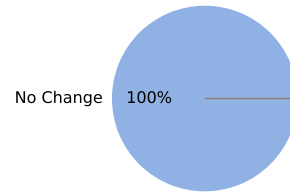
Outdoor Rec
(n=479)



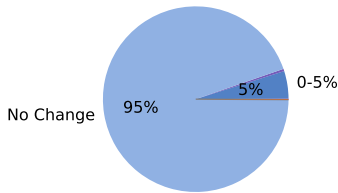
Outlet Mall
(n=162)



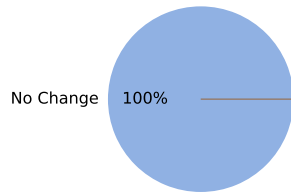
Park
(n=817)



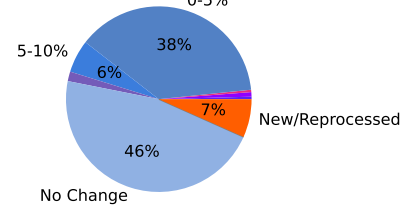
Parking Structure
(n=1,228)



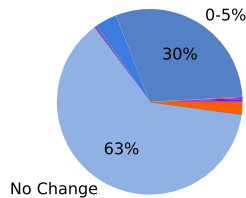
Pedestrian Plaza
(n=68)



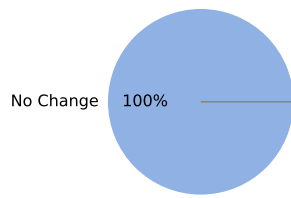
Quick Serve Restaurant
(n=172,686)



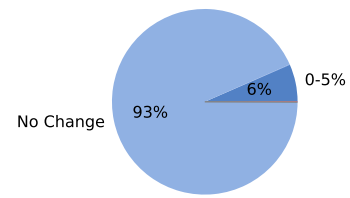
Residential Facility
(n=6,707)



Rest Stop
(n=78)



Retail
(n=34,996)



No Change
0% to 5% Change
25% to 50% Change

Removed for Auditing
5% to 10% Change
50% to 100% Change

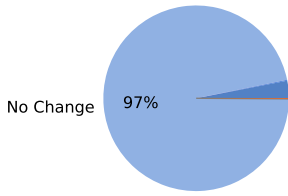
Location is New/Reprocessed
10% to 25% Change
Greater than 100% Change

Places Vintage Comparison by Place Type (v2.1)

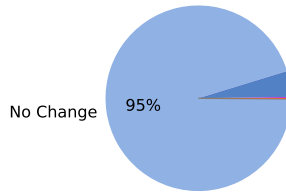
Summary of Visit Changes for Place by Max Absolute Percentage

Current Version: 20240806_074856 from Previous Version: 20240711_043741

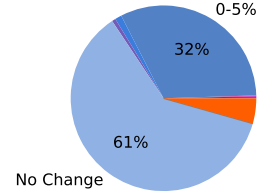
Shopping Center
(n=7,015)



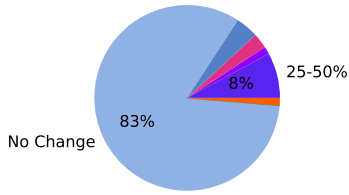
Shopping Mall
(n=1,628)



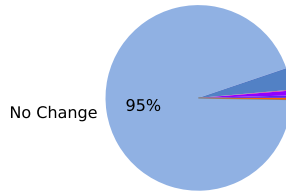
Sitdown Restaurant
(n=487,639)



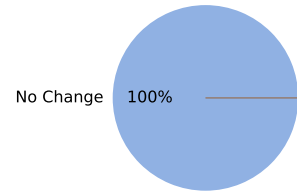
Spiritual Center
(n=76)



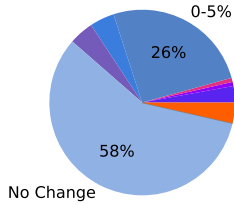
Stadium
(n=713)



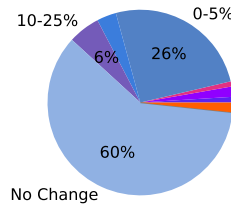
Streetscape
(n=63)



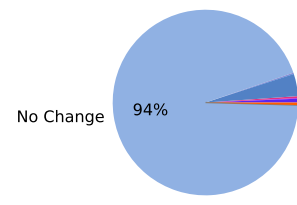
Student Center
(n=140)



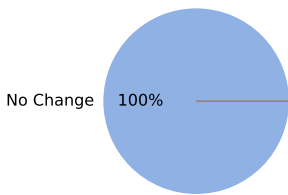
Theater
(n=1,118)



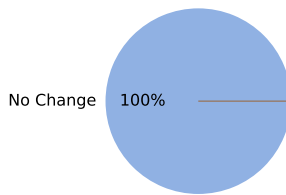
Tourist Attraction
(n=905)



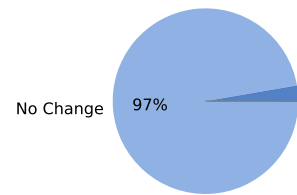
Trail
(n=50)



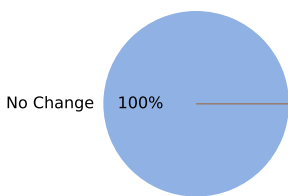
Transit Hub
(n=92)



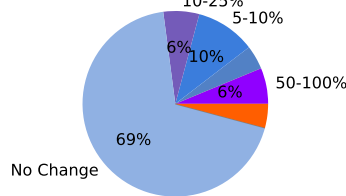
Transit Station
(n=3,471)



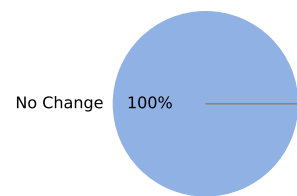
University Campus
(n=266)



University Dining
(n=48)



University Health Center
(n=18)



No Change
0% to 5% Change
25% to 50% Change

Removed for Auditing
5% to 10% Change
50% to 100% Change

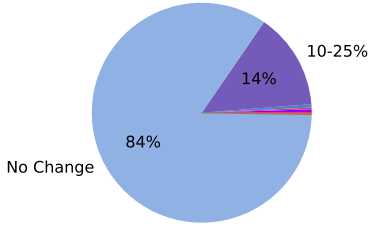
Location is New/Reprocessed
10% to 25% Change
Greater than 100% Change

Places Vintage Comparison by Place Type (v2.1)

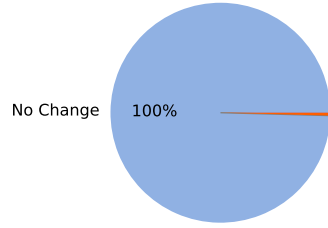
Summary of Visit Changes for Place by Max Absolute Percentage

Current Version: 20240806_074856 from Previous Version: 20240711_043741

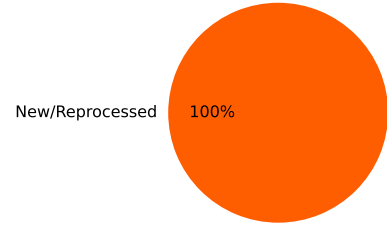
University Housing
(n=402)



University Recreation Center
(n=237)



Warehouse and Manufacturing
(n=577)



No Change
0% to 5% Change
25% to 50% Change

Removed for Auditing
5% to 10% Change
50% to 100% Change

Location is New/Reprocessed
10% to 25% Change
Greater than 100% Change