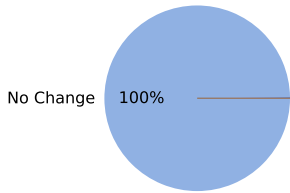


# Places Vintage Comparison by Place Type (v2.1)

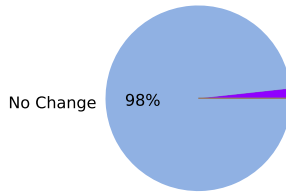
Summary of Visit Changes for Place by Max Absolute Percentage

Current Version: 20240914\_031009 from Previous Version: 20240806\_074856

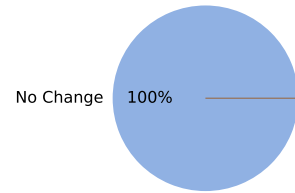
Academic Building  
(n=2,024)



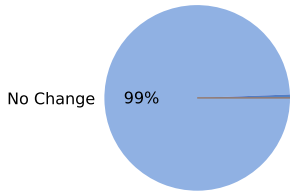
Airport Concourse  
(n=290)



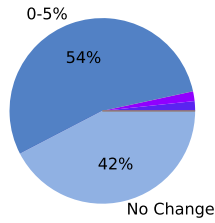
Airport Gate  
(n=5)



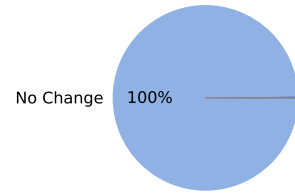
Airport Terminal  
(n=170)



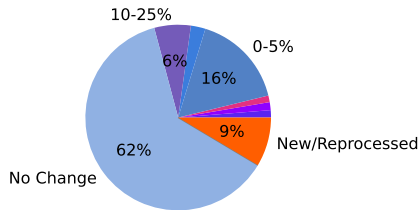
Amusement Park  
(n=59)



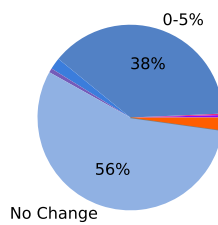
Auto Dealership  
(n=27,913)



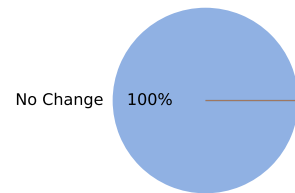
Bank  
(n=4,248)



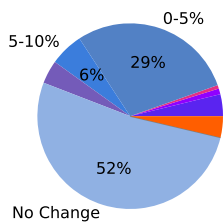
Bar  
(n=122,684)



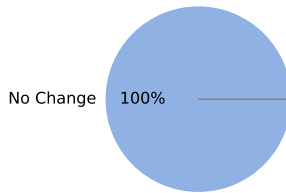
Bus Garage Routes  
(n=255)



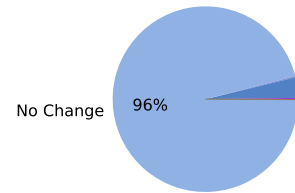
Business  
(n=11,491)



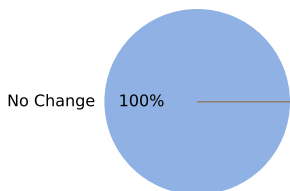
Car Wash Facility  
(n=33)



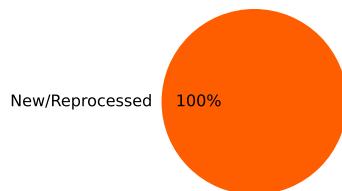
Casino  
(n=1,801)



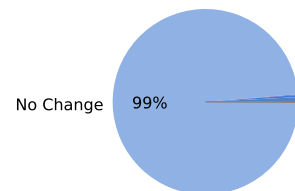
Child Care Facility  
(n=247)



Cinema  
(n=4,896)



Coffee Shop  
(n=9,194)



No Change  
0% to 5% Change  
25% to 50% Change

Removed for Auditing  
5% to 10% Change  
50% to 100% Change

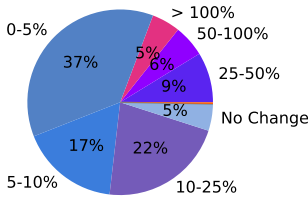
Location is New/Reprocessed  
10% to 25% Change  
Greater than 100% Change

# Places Vintage Comparison by Place Type (v2.1)

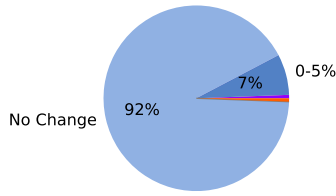
Summary of Visit Changes for Place by Max Absolute Percentage

Current Version: 20240914\_031009 from Previous Version: 20240806\_074856

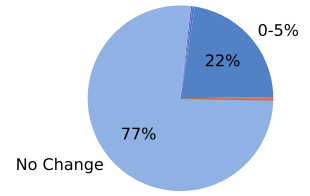
Commercial Airport  
(n=342)



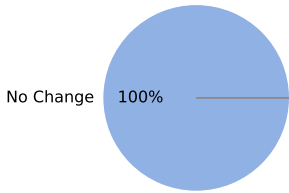
Community Center  
(n=169)



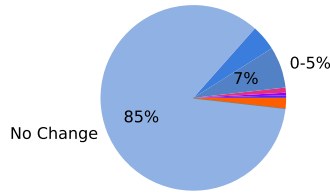
Convenience Store  
(n=23,222)



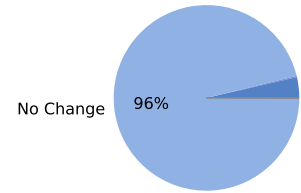
Convention Center  
(n=98)



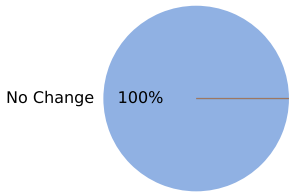
Country Club  
(n=223)



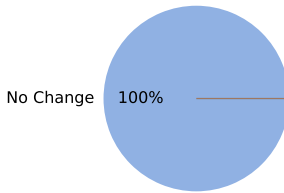
Drugstore  
(n=11,943)



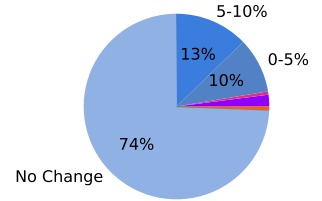
Event  
(n=64)



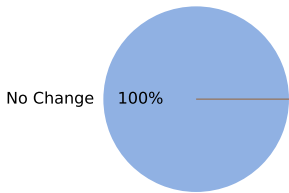
Event Detection  
(n=2)



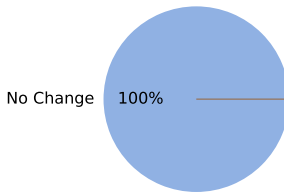
Event Facility  
(n=343)



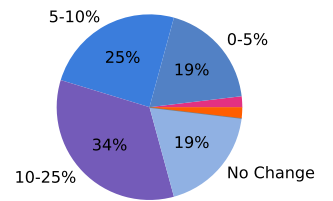
Ferry  
(n=18)



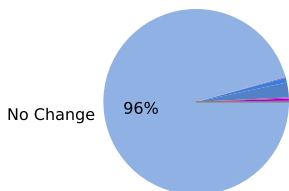
Fire Department  
(n=54)



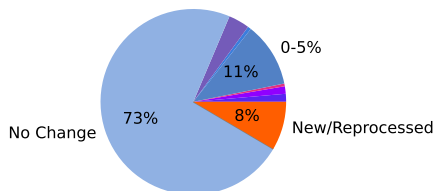
Food Court  
(n=53)



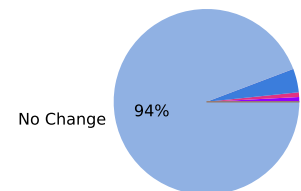
Fraternal Organization  
(n=3,256)



Gas Station  
(n=2,534)



General Aviation Airport  
(n=243)



No Change  
0% to 5% Change  
25% to 50% Change

Removed for Auditing  
5% to 10% Change  
50% to 100% Change

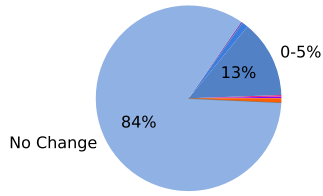
Location is New/Reprocessed  
10% to 25% Change  
Greater than 100% Change

# Places Vintage Comparison by Place Type (v2.1)

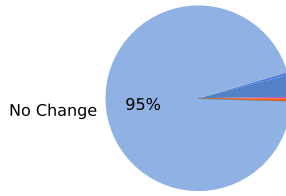
Summary of Visit Changes for Place by Max Absolute Percentage

Current Version: 20240914\_031009 from Previous Version: 20240806\_074856

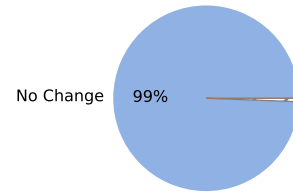
**Grocery Store**  
(n=17,983)



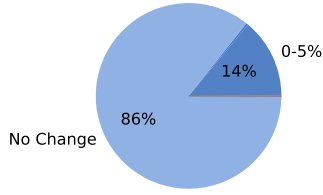
**Gym**  
(n=3,486)



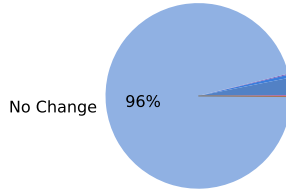
**Hospital**  
(n=1,506)



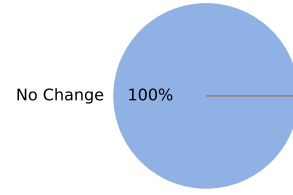
**Hotel**  
(n=96,900)



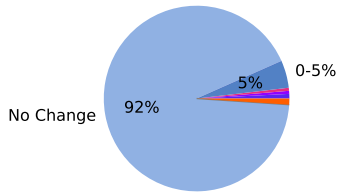
**Indoor Rec**  
(n=5,691)



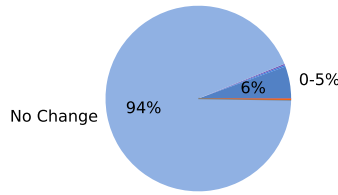
**Institutional Housing**  
(n=5)



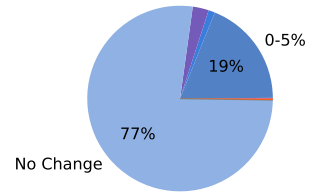
**Laundromat**  
(n=376)



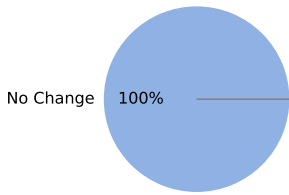
**Lifestyle Center**  
(n=410)



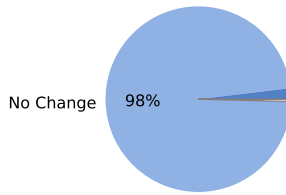
**Liquor Store**  
(n=1,684)



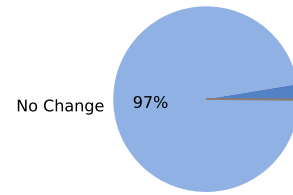
**Lobby**  
(n=3)



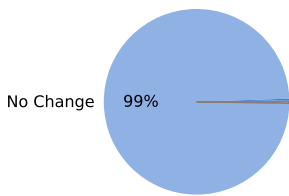
**Medical Office**  
(n=6,330)



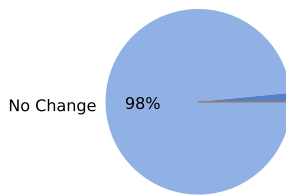
**Medical Office - Cardiology**  
(n=619)



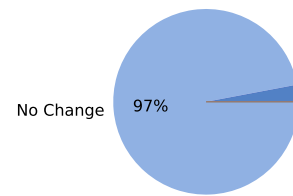
**Medical Office - Dentist Office**  
(n=370)



**Medical Office - Dermatology**  
(n=650)



**Medical Office - Gastroenterology**  
(n=236)



No Change  
0% to 5% Change  
25% to 50% Change

Removed for Auditing  
5% to 10% Change  
50% to 100% Change

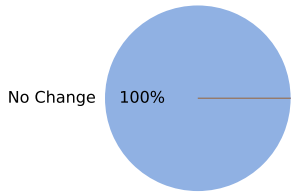
Location is New/Reprocessed  
10% to 25% Change  
Greater than 100% Change

# Places Vintage Comparison by Place Type (v2.1)

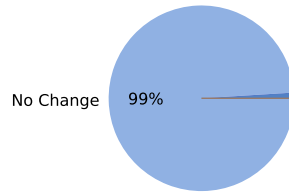
Summary of Visit Changes for Place by Max Absolute Percentage

Current Version: 20240914\_031009 from Previous Version: 20240806\_074856

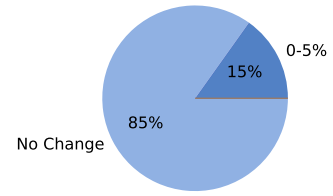
Medical Office - Neurology  
(n=161)



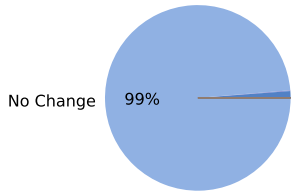
Medical Office - Oncology  
(n=508)



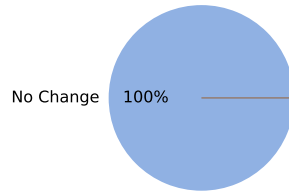
Medical Office - Physical Therapy  
(n=66)



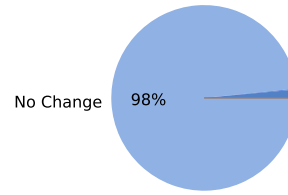
Medical Office - Primary Care  
(n=6,719)



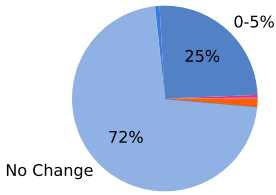
Medical Office - Rheumatology  
(n=96)



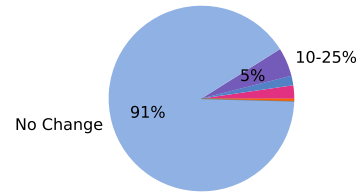
Medical Office - Women's Health  
(n=621)



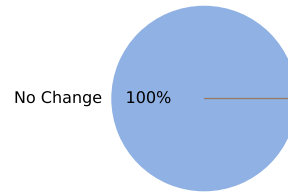
Office Building  
(n=3,876)



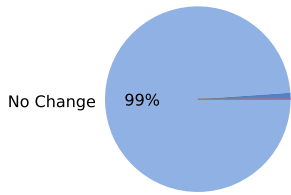
Outdoor Rec  
(n=481)



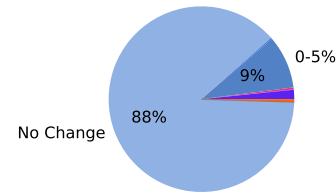
Outlet Mall  
(n=162)



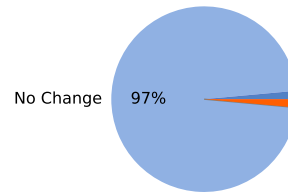
Park  
(n=817)



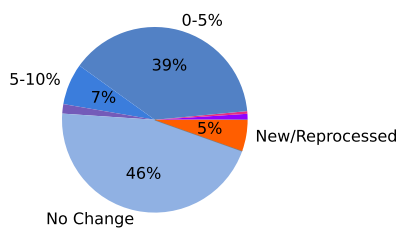
Parking Structure  
(n=1,234)



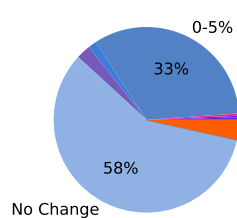
Pedestrian Plaza  
(n=69)



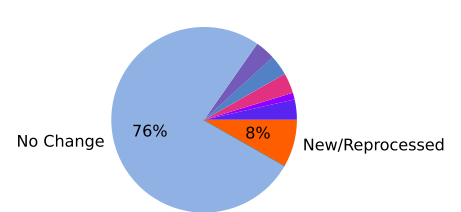
Quick Serve Restaurant  
(n=182,631)



Residential Facility  
(n=6,948)



Rest Stop  
(n=85)



No Change  
0% to 5% Change  
25% to 50% Change

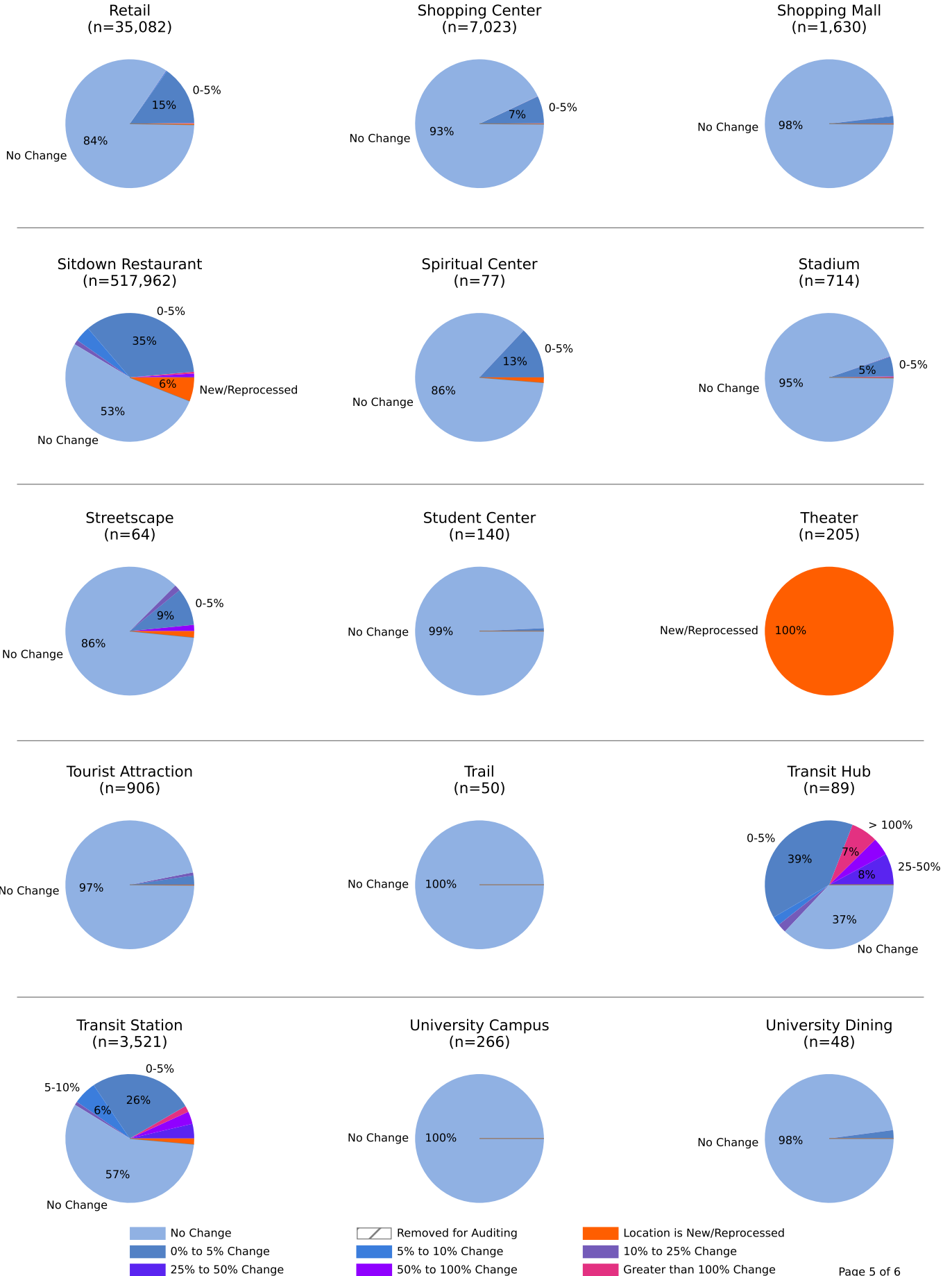
Removed for Auditing  
5% to 10% Change  
50% to 100% Change

Location is New/Reprocessed  
10% to 25% Change  
Greater than 100% Change

# Places Vintage Comparison by Place Type (v2.1)

Summary of Visit Changes for Place by Max Absolute Percentage

Current Version: 20240914\_031009 from Previous Version: 20240806\_074856

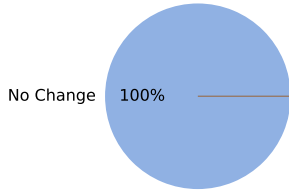


# Places Vintage Comparison by Place Type (v2.1)

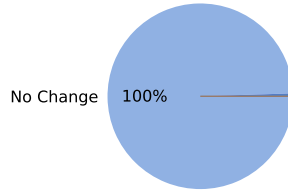
Summary of Visit Changes for Place by Max Absolute Percentage

Current Version: 20240914\_031009 from Previous Version: 20240806\_074856

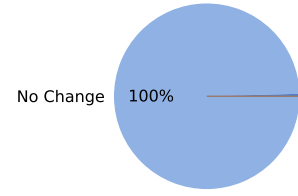
University Health Center  
(n=18)



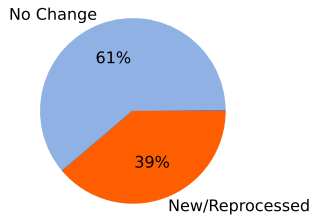
University Housing  
(n=402)



University Recreation Center  
(n=237)



Warehouse and Manufacturing  
(n=576)



No Change  
0% to 5% Change  
25% to 50% Change

Removed for Auditing  
5% to 10% Change  
50% to 100% Change

Location is New/Reprocessed  
10% to 25% Change  
Greater than 100% Change